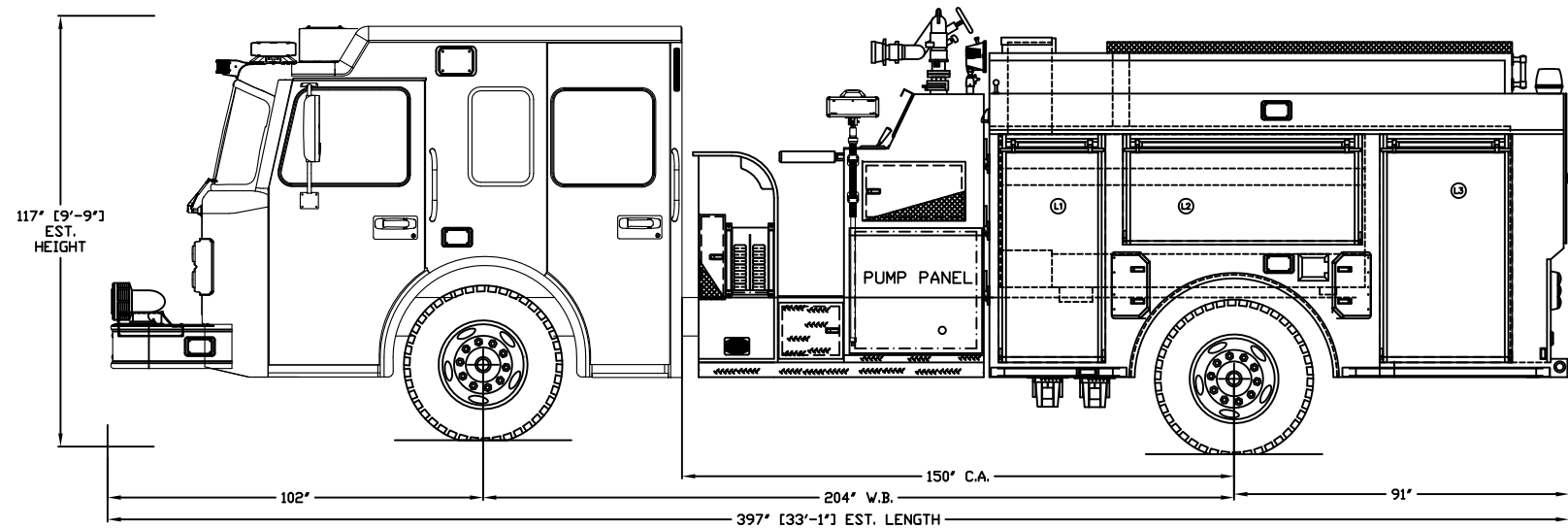
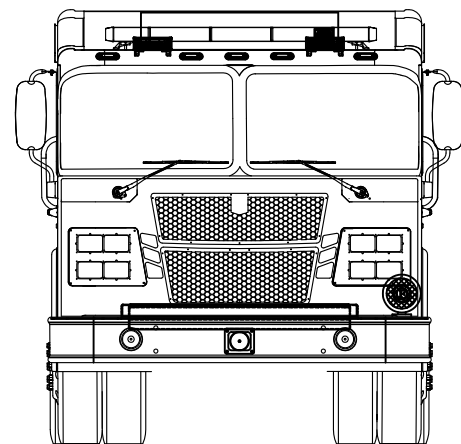
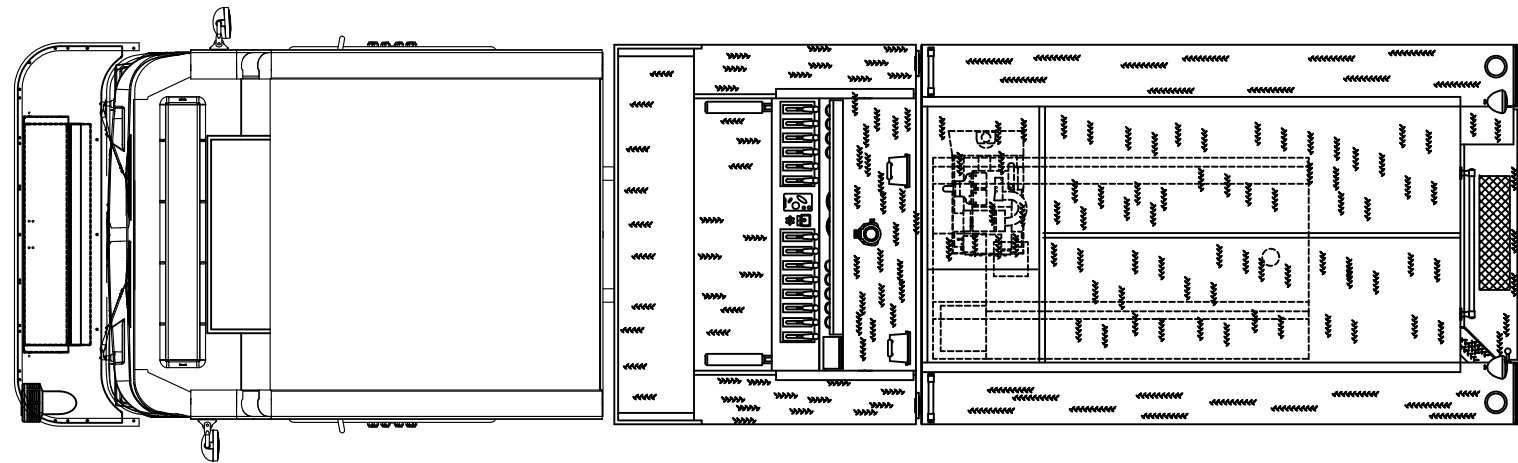


GROUND LADDERS & PIKE POLES			
ITEM	LADDER LENGTH	MODEL	QTY
A	24' 2 SEC	900A	1
B	14' ROOF	775A	1
C	10' ATTIC	585A	1
D	DUD SAFTY	FP-6'	2
E	DUD SAFTY	FP-10'	2
F			
G			
H			
I			

COMPT.	OPENING	UPPER DEPTH	LOWER
L1/R1	26W X 55.5H	15.25	25.75
L2/R2	62W X 24H	15.25	N/A
L3/R3	33W X 55.5H	15.25	TRAN
T1	37W X 42H	34	30
INTERMEDIATE DIVIDE HEIGHT			
L1/R1	26.5	L3/R3	26.5



**NOTE:**  
UNSPECIFIED DECKGUNS WILL NOT BE INCLUDED IN THE OVERALL HEIGHT OF THE VEHICLE. THE ADDITION OF A DECKGUN MAY INCREASE THE OVERALL HEIGHT OF THE VEHICLE.

**NOTE:**  
DIMENSIONS SHOWN ARE APPROXIMATE AND ARE SUBJECT TO CHANGE AS MAY BE FOUND NECESSARY DURING CONSTRUCTION. MINOR DETAILS MAY NOT BE SHOWN.

THE DRAWING IS FOR REFERENCE PURPOSES ONLY. SOME ITEMS MAY OR MAY NOT APPEAR ON THE DRAWING THAT MAY OR MAY NOT INCLUDED IN THE SPECIFICATIONS. SPECIFICATIONS SHALL BE THE FINAL AUTHORITY TO BE DETERMINED WHAT IS SUPPLIED ON THE APPARATUS.

PUMP: HALE QMAX 1500 GPM  
TANK: POLY 750 USG W/6" OVERFLOW  
FOAM: 30 USG  
BODY: ALUMINUM  
HOSE BED: 76 CUBIC FEET  
COMPARTMENTS: 226 CUBIC FEET  
CHASSIS: SMEAL SIRIUS II MFD

**PROPOSAL**

Date	Approval Signatures	Revisions
	DEALER	
	FIRE CHIEF	
	SALES AD.	
	PRODUCTION	
	ENGINEERING	



Revisions	Revisions
	SMEAL FIRE APPARATUS SNYDER, NE 68664
	CHELMSFORD FIRE AND RESCUE CHELMSFORD, MA.
Drawn by: S. Stumpe	Scale: 3/8"=1'
Chk'd:	Date: 9-30-13
18 x 24	BID
	Drawing No: 11699-02