

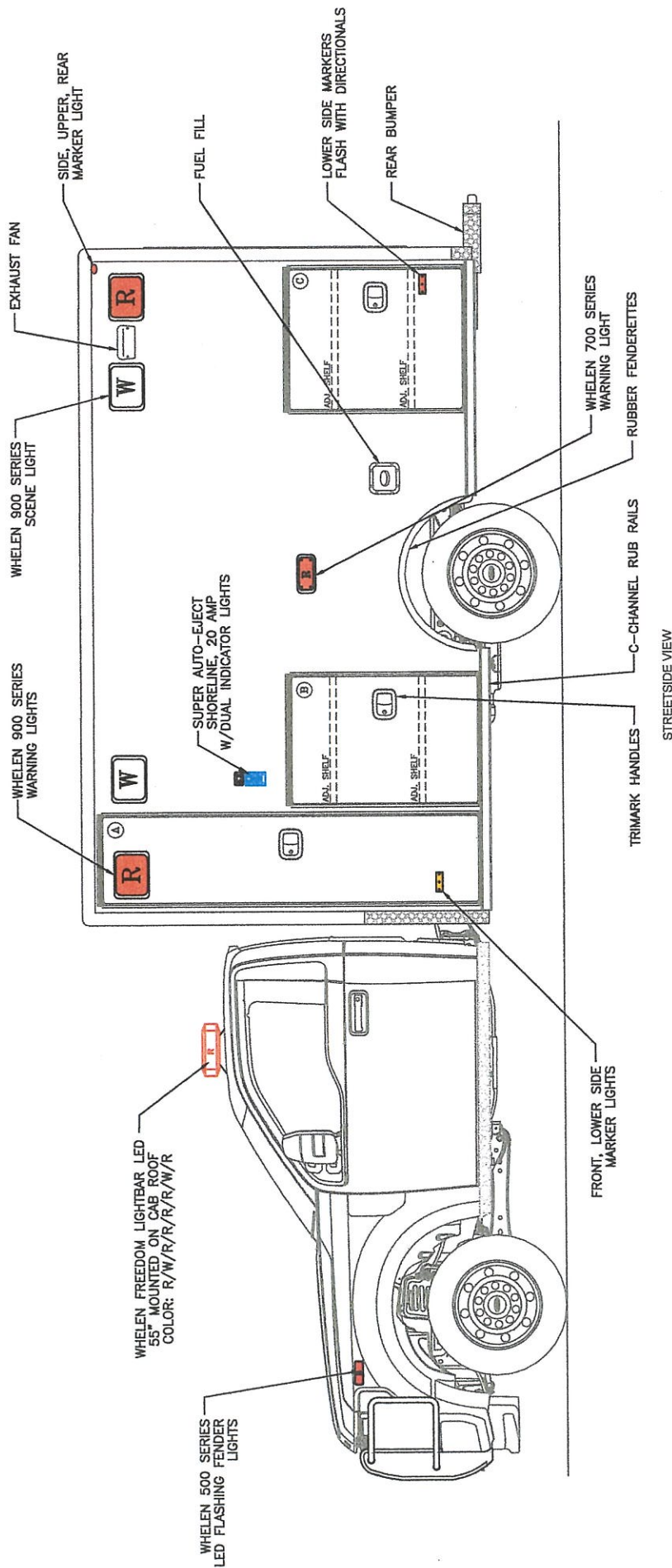
CUSTOM DESIGNED FOR
**UNIVERSITY OF
RHODE ISLAND**
BY
P.L. CUSTOM
EMERGENCY VEHICLES

- A5062

PAGE 1



"NOTICE"
This drawing and data thereon shall not be duplicated, used or disclosed to others for procurement or manufacturing purposes, except as otherwise authorized by contract, without written permission of P.L. CUSTOM BODY & EQUIPMENT CO., INC. We reserve the right to make changes at any time, without notice, in materials, equipment & specifications. Written specifications take precedence over drawings which are for clarity only. All reproductions shall bear this notice.



- NOTES:**
- 1) DRAWINGS ARE FOR REPRESENTATIONAL PURPOSES ONLY.
 - 2) ALL DIMENSIONS SHOWN ARE APPROXIMATE.
 - 3) EXTERIOR COMPARTMENT DIMENSIONS REFLECT WALL TO WALL MEASUREMENTS. PASS THROUGH OPENINGS WILL BE SMALLER.
 - 4) INTERIOR CABINET DIMENSIONS REFLECT THE CABINET OPENING. PASS THROUGH OPENINGS WILL BE SMALLER.
 - 5) DIMENSIONS FOR OVERALL HEIGHT AND OVERALL LENGTH ARE APPROXIMATE UNTIL THE CHASSIS IS BUILT AND RECEIVED AT OUR FACTORY.

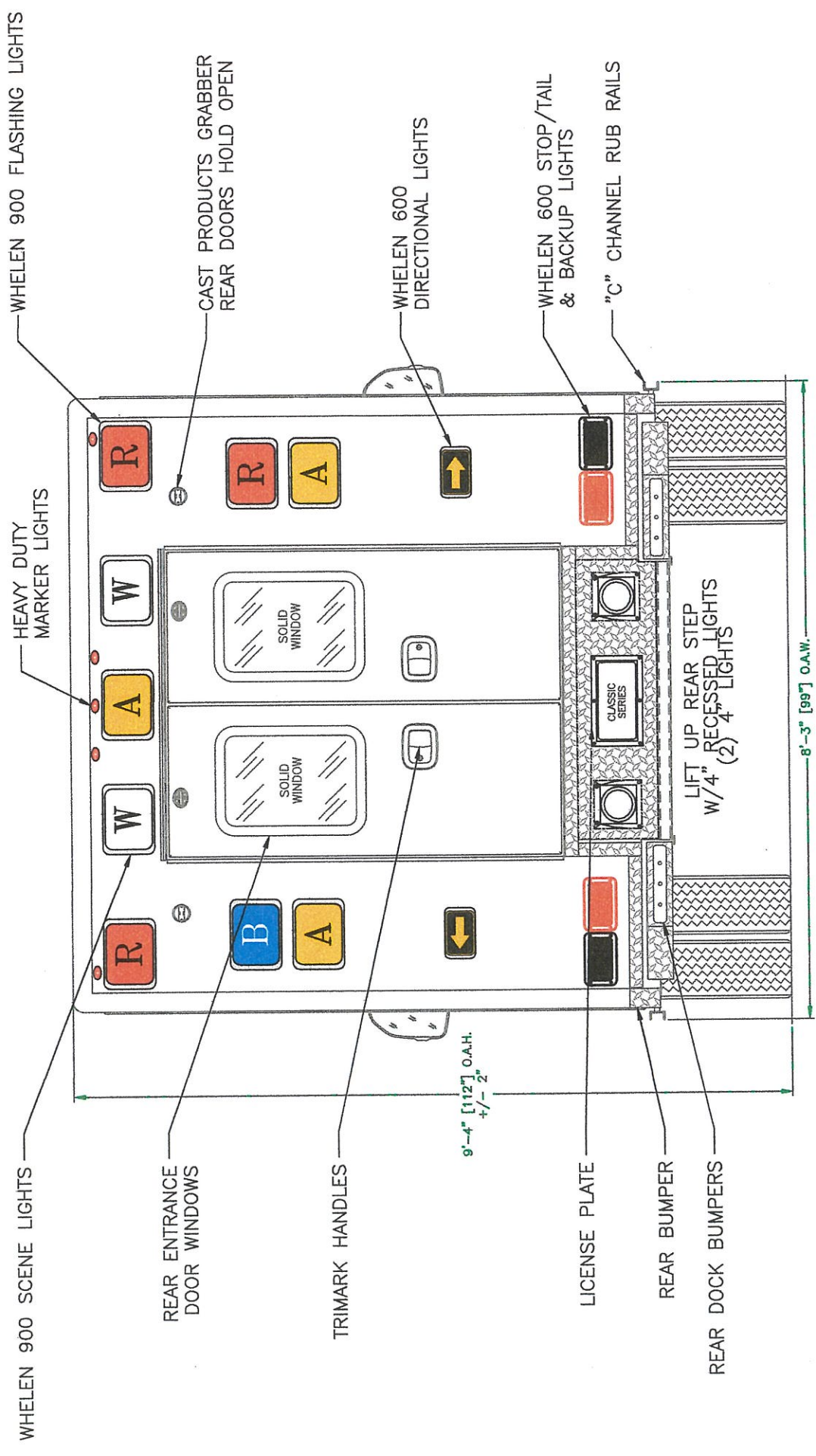
EXTERIOR DIMENSIONS

HEIGHT 112" (+/-2)
 LENGTH 156 1/2"
 WIDTH 99"

OPENING DESCRIPTIONS				
ALL DIMENSIONS APPROXIMATE				
	WIDTH	HEIGHT	DEPTH	PURPOSE
(A)	20	86	21	OXYGEN STORAGE
(B)	30	42	20	EXTERIOR STORAGE
(C)	33	39	20	EXTERIOR STORAGE



"NOTICE"
 This drawing and data thereon shall not be duplicated, used or disclosed to others for procurement or manufacturing purposes, except as otherwise authorized by contract, without written permission of P.L. CUSTOM BODY & EQUIPMENT CO., INC. We reserve the right to make changes at any time, without notice, in materials, equipment & specifications. Written specifications take precedence over drawings which are for clarity only. All reproductions shall bear this notice.



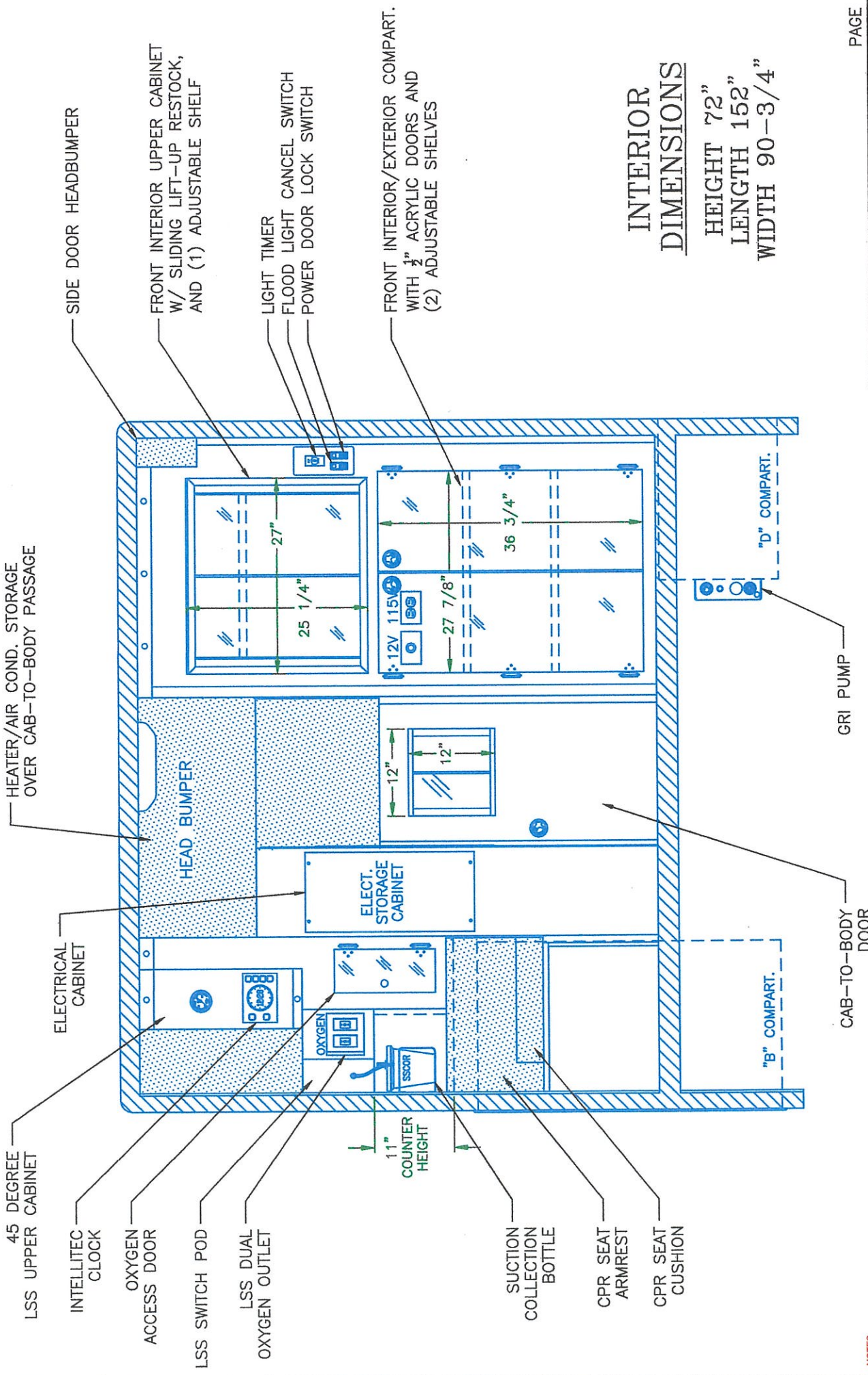
- NOTES:**
- 1) DRAWINGS ARE FOR REPRESENTATIONAL PURPOSES ONLY.
 - 2) ALL DIMENSIONS SHOWN ARE APPROXIMATE.
 - 3) EXTERIOR COMPARTMENT DIMENSIONS REFLECT WALL TO WALL MEASUREMENTS. PASSES THROUGH OPENINGS WILL BE SMALLER.
 - 4) INTERIOR CABINET DIMENSIONS REFLECT THE CABINET OPENINGS. PASSES THROUGH OPENINGS WILL BE SMALLER.
 - 5) DIMENSIONS FOR OVERALL HEIGHT AND OVERALL LENGTH ARE APPROXIMATE UNTIL THE CHASSIS IS BUILT AND RECEIVED AT OUR FACTORY.

OPENING DESCRIPTIONS		
ALL DIMENSIONS APPROXIMATE		
WIDTH	HEIGHT	PURPOSE
44 1/4	58	REAR ENTRANCE DOORS



"NOTICE"
 The drawing and data thereon shall not be duplicated, used or disclosed to others for procurement or manufacturing purposes, except as otherwise authorized by contract, without written permission of P.L. CUSTOM BODY & EQUIPMENT CO., INC. We reserve the right to make changes at any time, without notice, in materials, equipment & specifications. Written specifications take precedence over drawings which are for clarity only. All reproductions shall bear this notice.

REAR VIEW



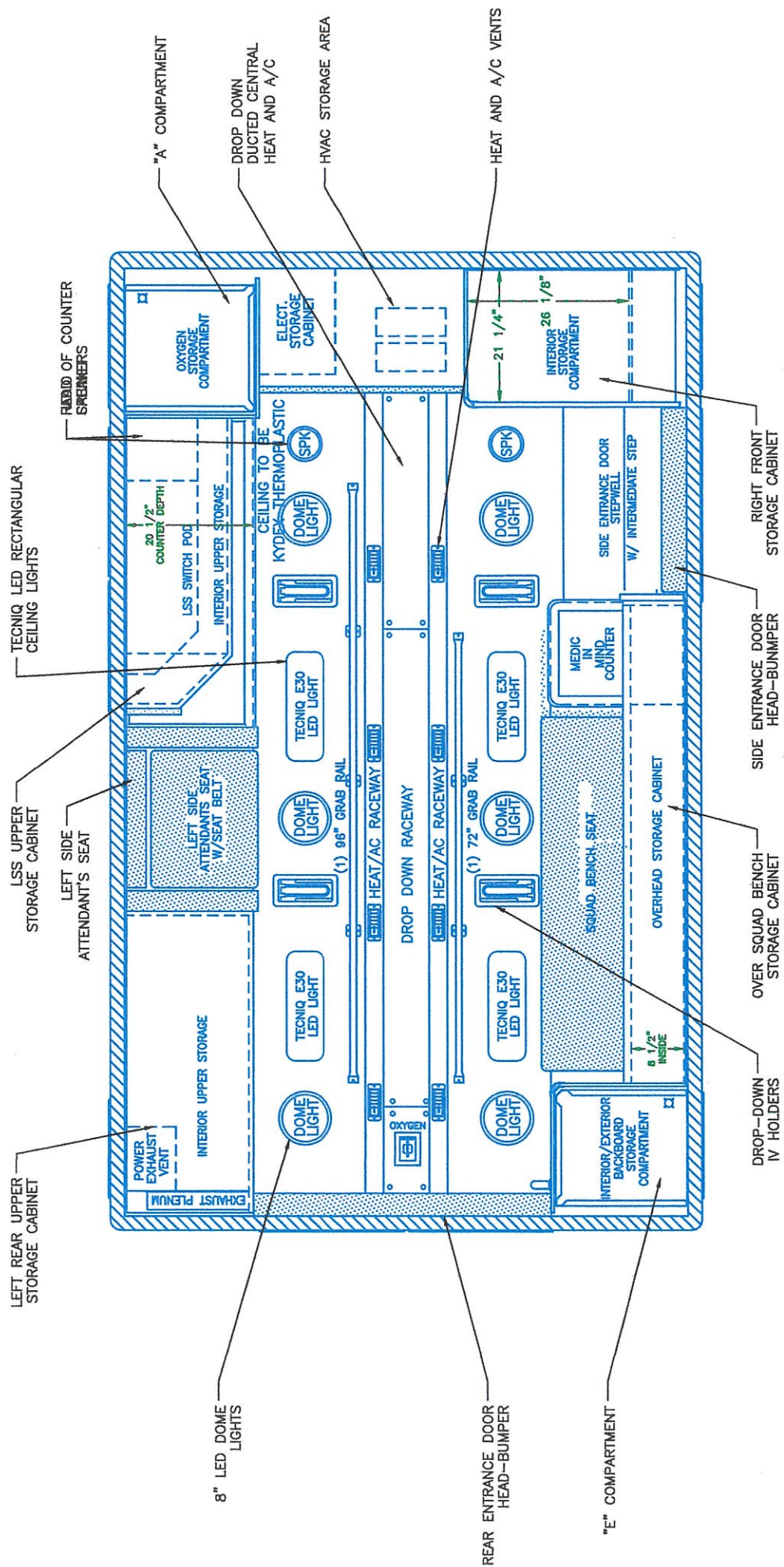
INTERIOR DIMENSIONS
 HEIGHT 72"
 LENGTH 152"
 WIDTH 90-3/4"



"NOTICE"
 This drawing and data thereon shall not be duplicated, used or disclosed to others for procurement or manufacturing purposes, except as otherwise authorized by contract, without written permission of P.L. CUSTOM BODY & EQUIPMENT CO., INC. We reserve the right to make changes at any time, without notice, in materials, equipment & specifications. Written specifications take precedence over drawings which are for clarity only.
 All reproductions shall bear this notice.

FRONT VIEW

- NOTES:**
- 1) DRAWINGS ARE FOR REPRESENTATIONAL PURPOSES ONLY.
 - 2) ALL DIMENSIONS SHOWN ARE APPROXIMATE.
 - 3) EXTERIOR COMPARTMENT DIMENSIONS REFLECT WALL TO WALL MEASUREMENTS. PASS THROUGH OPENINGS WILL BE SMALLER.
 - 4) INTERIOR CABINET DIMENSIONS REFLECT THE CABINET OPENING. PASS THROUGH OPENINGS WILL BE SMALLER.
 - 5) DIMENSIONS FOR OVERALL HEIGHT AND OVERALL LENGTH ARE APPROXIMATE UNTIL THE CHASSIS IS BUILT AND RECEIVED AT OUR FACTORY.

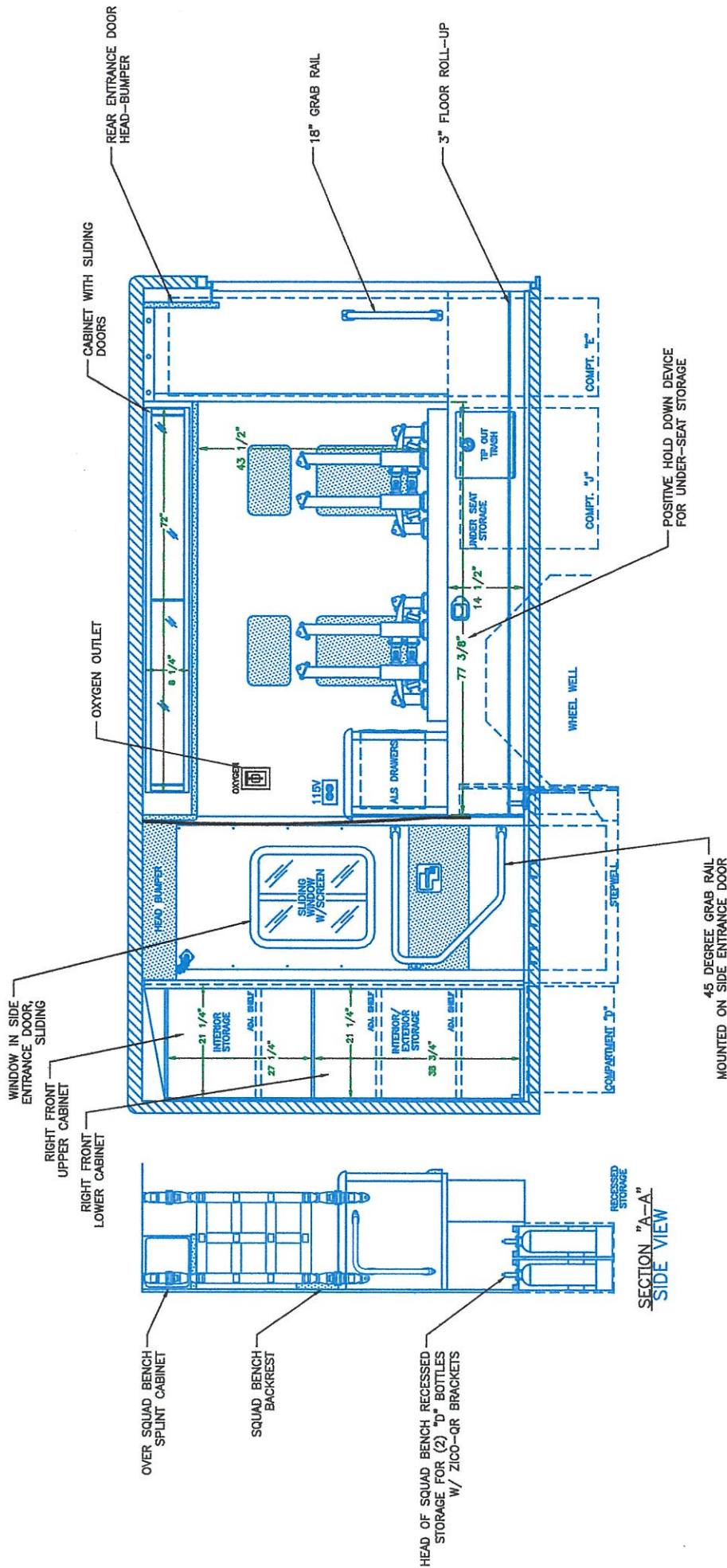


CEILING VIEW

- NOTES:**
- 1.) DRAWINGS ARE FOR REPRESENTATIONAL PURPOSES ONLY.
 - 2.) ALL DIMENSIONS SHOWN ARE APPROXIMATE.
 - 3.) EXTERIOR COMPARTMENT DIMENSIONS REFLECT WALL TO WALL MEASUREMENTS. PASS THROUGH OPENINGS WILL BE SMALLER.
 - 4.) INTERIOR CABINET DIMENSIONS REFLECT THE CABINET OPENING. PASS THROUGH OPENINGS WILL BE SMALLER.
 - 5.) DIMENSIONS FOR OVERALL HEIGHT AND OVERALL LENGTH ARE APPROXIMATE UNTIL THE CHASSIS IS BUILT AND RECEIVED AT OUR FACTORY.



"NOTICE"
 This drawing and data thereon shall not be duplicated, used or disclosed to others for procurement or manufacturing purposes, except as otherwise authorized by contract, without written permission of P.L. CUSTOM BODY & EQUIPMENT CO., INC. We reserve the right to make changes at any time, without notice, in materials, equipment & specifications. Written specifications take precedence over drawings which are for clarity only. All reproductions shall bear this notice.



CURBSIDE VIEW

SECTION "A-A"
SIDE VIEW

NOTES:

- 1.) DRAWINGS ARE FOR REPRESENTATIONAL PURPOSES ONLY.
- 2.) ALL DIMENSIONS SHOWN ARE APPROXIMATE.
- 3.) EXTERIOR COMPARTMENT DIMENSIONS REFLECT WALL TO WALL MEASUREMENTS. PASS THROUGH OPENINGS WILL BE SMALLER.
- 4.) INTERIOR CABINET DIMENSIONS REFLECT THE CABINET OPENING. PASS THROUGH OPENINGS WILL BE SMALLER.
- 5.) DIMENSIONS FOR OVERALL HEIGHT AND OVERALL LENGTH ARE APPROXIMATE UNTIL THE CHASSIS IS BUILT AND RECEIVED AT OUR FACTORY.

INTERIOR DIMENSIONS
 HEIGHT 72"
 LENGTH 152"
 WIDTH 90-3/4"



"NOTICE"
 This drawing and data thereon shall not be duplicated, used or disclosed to others for procurement or manufacturing purposes, except as otherwise authorized by contract, without written permission of P.L. CUSTOM BODY & EQUIPMENT CO., INC. We reserve the right to make changes at any time, without notice, in specifications, materials, equipment or drawings which are for clarity only. All reproductions shall bear this notice.