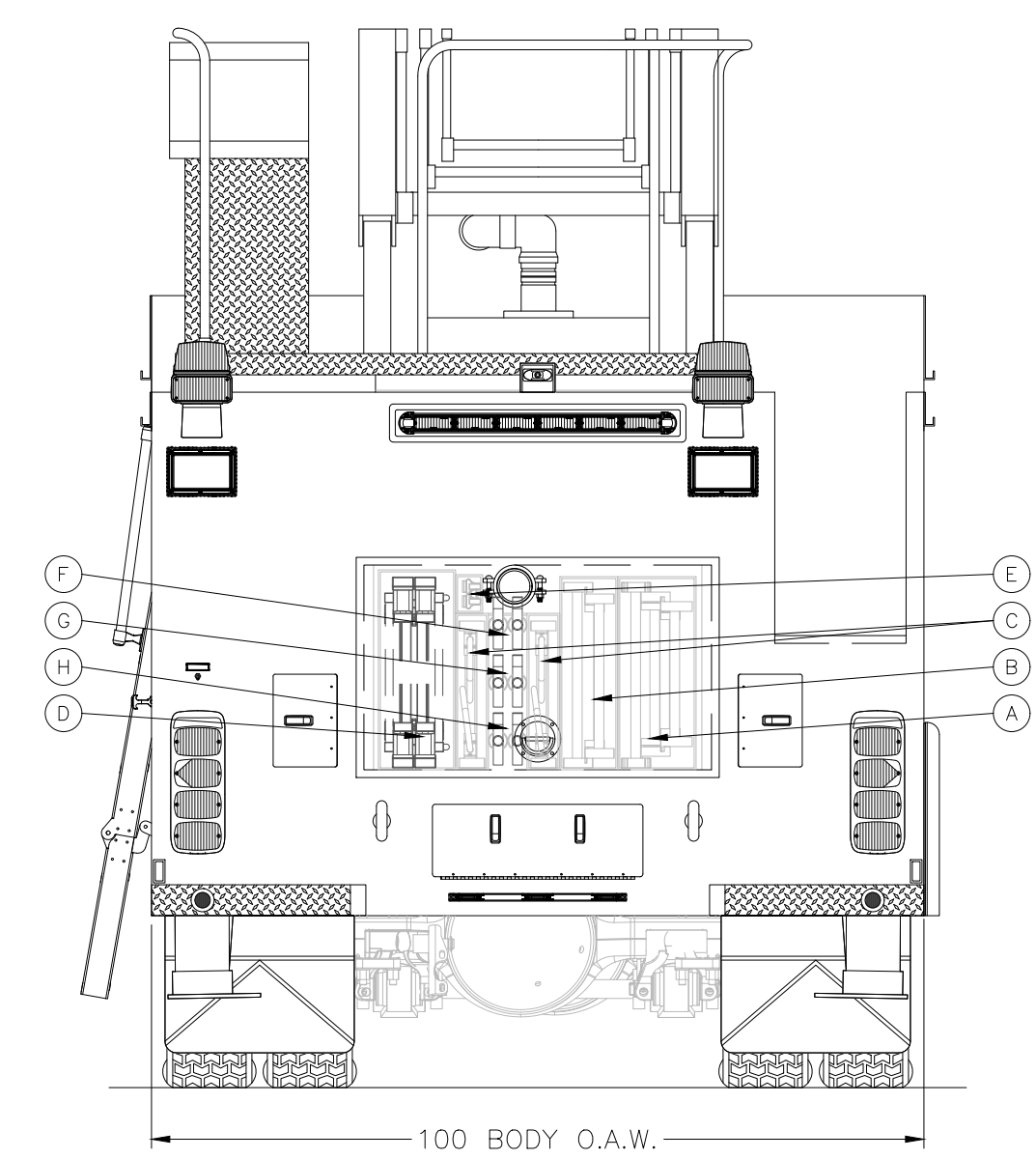
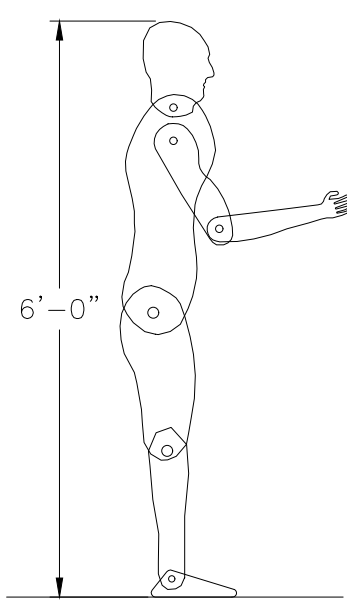
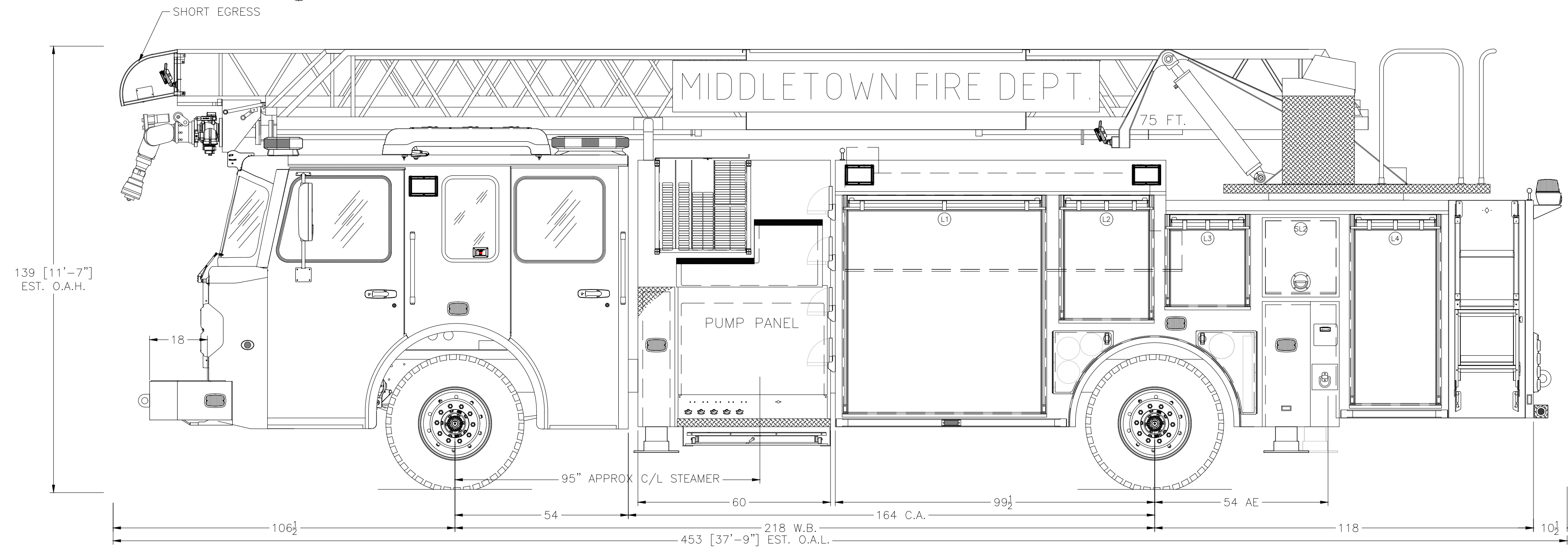


COMPT.	DOOR OPENING	INTERIOR	DIVIDE HEIGHT	DEPTH	DEPTH
L1	60"W x 62"H	65.5"W x 78.5"H	23"	23"	23"
L2	26"W x 33"H	37.5"W x 49"H	—	23"	23"
L3	23"W x 23"H	31"W x 32.5"H	—	23"	23"
L4	25"W x 54"H	35"W x 63"H	—	23"	23"
R1	60"W x 62"H	65.5"W x 78.5"H	—	23"	23"
R2	49"W x 21"H	56.5"W x 30.5"H	—	23"	23"
SL2	22"W x 22"H	22"W x 28.5"H	—	22"	22"

GROUND LADDERS & PIKE POLES			
ITEM	DESCRIPTION	MODEL #	QTY
A	35' 3 SEC EXTENSION	1225-A	1
B	28' 2 SEC EXTENSION	1200-A	1
C	16' ROOF	875-DR	2
D	17' LITTLE GIANT	15187-882	1
E	10' FOLDING ATTIC	585-A	1
F	6' NY ROOF HOOK	RH-6	2
G	8' MULTI-PUPOSE HOOK	MPH-8	2
H	10' MULTI-PUPOSE HOOK	MPH-10	2
I	16' ROOF	875-DR	1
J	6' NY ROOF HOOK	RH-6	1



NOTE:
 THIS DRAWING IS THE PROPERTY OF SPARTAN FIRE, LLC AND IS TO BE USED ONLY IN REFERENCE TO THE WORK PROPOSED OR CONTRACTED BY SPARTAN FIRE, LLC ANY REPRODUCTION IN PART OR IN WHOLE WITHOUT THE WRITTEN PERMISSION OF SPARTAN FIRE, LLC IS STRICTLY PROHIBITED.
 DIMENSIONS SHOWN ARE APPROXIMATE AND ARE SUBJECT TO CHANGE AS MAY BE FOUND NECESSARY DURING CONSTRUCTION. THIS DRAWING MUST BE PLOTTED TO THE PAPER SIZE LISTED IN THE TITLE BLOCK FOR THE LISTED SCALE TO BE VALID.
 THIS DRAWING IS FOR REFERENCE PURPOSES ONLY. SOME ITEMS MAY OR MAY NOT APPEAR ON THE DRAWING THAT MAY OR MAY NOT BE INCLUDED IN THE SPECIFICATIONS. THE SPECIFICATIONS SHALL BE THE FINAL AUTHORITY TO DETERMINE WHAT IS SUPPLIED ON THE APPARATUS.

REV.	INT.	DATE	REVISION HISTORY DESCRIPTION
01	CL	4/28/22	ORIGINAL LAYOUT
02	CL	5/25/22	SIDE STACKER HOSE BED, x2 16' ROOF LADDERS,

PROPOSAL

CHASSIS: SPARTAN METRO STAR MFD FLAT ROOF
 ENGINE: CUMMINS X12 500HP WITH ALLISON 4000 EVS
 PUMP: HALE QMAX 2000 GPM
 WATER TANK: 500 U.S. GAL
 FOAM CELL: 20 U.S. GAL
 BODY MATERIAL: 1/8" ALUMINUM
 HOSE BED: 1000' OF 5" / 39 CUBIC FEET
 GENERATOR: N/A
 COMPARTMENTS: 207 CUBIC FEET
 GALVANIZED TORQUE BOX
 ADDITIONAL PENETRATION STABILIZERS



MIDDLETOWN FIRE DEPARTMENT
 MIDDLETOWN, CT
 MODEL: 75' REAR MOUNT AERIAL (S33RL-75)
 DEALERSHIP: NEFEA
 SCALE: 1/2" = 1" DRAWN BY: CL DATE: 5/25/22
 SIZE: 24" X 36" DRAWING NO: 22487 REV: 02
 SHEET: 1 OF 1