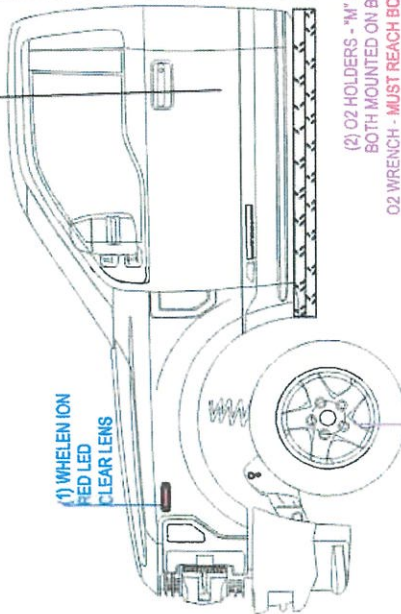


# 2023 FORD F550 XLT 4X4 CHASSIS - FORD VERMILLION RED 14' TYPE 1 AMBULANCE MODULE - FORD VERMILLION RED

- SMOOTH COMPTS - VENTED W/DRAIN HOLES - SCORPION COAT GRAY
- STD. DIP PACKAGE- KICK PANELS, STONE GUARDS, BUMPER W/CENTER FLIP-UP & GRIP STRUT INSERT.
- DIP ENTRY STEP, DIP CAB STEPS, WGRIP STRUT INSERTS
- EXTRUDED DOORS - SMOOTH PANELS - SCORPION COAT GRAY w/12" BOTTOM CHEVRON RED/WHITE, EBERHARD HANDLES, DRIP RAILS
- GAS SHOCKS - ALL DOORS OPEN PAST 90° IF POSSIBLE, FIXED REAR WINDOWS, SLIDING CURB WINDOW
- POLYFIBER INSULATION
- MUD FLAPS
- UNDERCOATING
- ALUM FENDERETTES
- FUEL BOWL W/SPASH GUARD
- EXHAUST VENT
- LICENSE PLATE W/ LED LIGHT
- C-CHANNEL RED/WHITE REFLECTIVE
- HEAT SHIELDS
- CAST GRABBERS
- MASS TRIPLE K LABELS
- SPARE TIRE - SHIP LOOSE
- (2) FIRE EXTINGUISHERS - SHIP LOOSE
- SOL PACKAGE - SHIP LOOSE EXCEPT 32" ROOF SOL

- ALUMINUM CONSOLE
- w/ ADJ ARM RESTS - BLACK
- RC TRONICS SWITCH PANEL
- w/ DUAL USB & ADDITIONAL SWITCH
- OF O2 COMPARTMENT LIGHT
- WHELEN 285HFSC3 SIREN
- (2) CUP HOLDERS
- 3" MAP SLOT
- 7" CAMERA MONITOR - WINDSHIELD MOUNTED
- DIGITAL AMP/VOLT METER
- (2) SLOT STAINLESS GLOVE BOX ON REAR WALL
- FEDERAL SIGNAL '18" w/ RED FILTER MAP LIGHT

(1) WHELEN ION  
RED LED  
CLEAR LENS



(2) O2 HOLDERS - "M" CYLINDER  
BOTH MOUNTED ON BACK WALL  
MUST REACH BOTH TANKS

(2) WRENCH - MUST REACH BOTH TANKS  
(2) 50PSI REGULATORS  
O2 LINE MUST BE TIED TO EACH TANK  
ADDITIONAL VENT

THOMAS VACUUM PUMP  
1100W VANNER INVERTER  
w/ 50AMP CHARGER  
KEYED SEPARATELY

(2) WHELEN M9  
LED SCENE LIGHTS

(2) WHELEN M9  
RED LED  
CLEAR LENS

(1) 20 AMP AUTO EJECT  
AMBER INDICATOR - "120V POWER"  
GREEN INDICATOR - "BATTERY CHARGER ON"  
SHORELINE LABEL -  
THIS CONNECTION IS FOR 125V AC, 60Hz, 20 AMP"

(1) 12V WIRE CENTER REAR UP HIGH  
FOR A STREAMLIGHT FLASHLIGHT  
NO SHELF

(1) ADJ  
SHELF

LIQUID SPRINGS  
NO PARK BRAKE INTERLOCK

(1) WHELEN M7  
RED LED  
CLEAR LENS

(2) UNDERBODY  
LIGHTS

		NEFEA DEMO 14' TYPE I	
		WORK ORDER	
	#2423	B	DRIVER EXTERIOR
	pg 1 of 8	ABP	1/11/23

**ELECTRICAL:**

- DO NOT WIRE ENGINE BLOCK HEATER
- NO STANDARD SPOTLIGHT
- (2) 12V RADIO PREMIRE
- BACKUP ALARM
- DUAL COMPARTMENT LIGHTS
- ICC MARKER LIGHTS
- STEP WELL LIGHT
- MASTER DISCONNECT SWITCH
- POWER LOCKS ON ALL DOORS
- NO POWER LOCK ON L1.5

Separate switch for non triple K lights (F2/F3/F5/F6) rear window level light-rear intersection-lower white grille-on separate switch

(3) ANTENNA COAX  
(2)- CONSOLE  
(1) - A/A

(2) WHELEN M9  
RED LED  
CLEAR LENS

(2) WHELEN M9  
LED SCENE LIGHTS

SLIDING WINDOW  
DARK TINT  
WHITE WINDOW PERF

INSIDE/OUTSIDE  
ACCESS TO SHELVES  
TOWARD CENTER AISLE

(2) STRAPS  
W/ BUCKLES

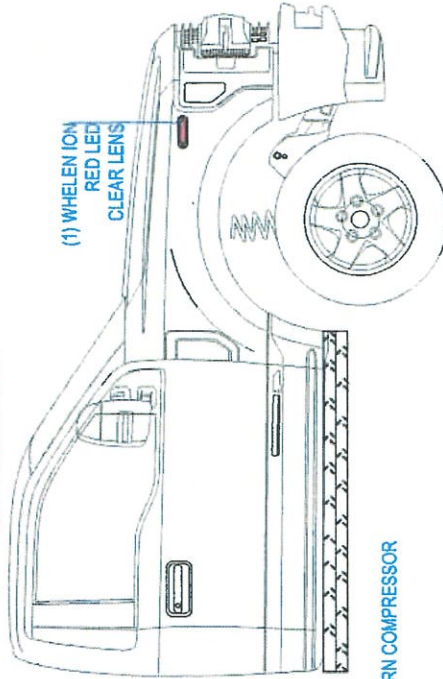
AIR HORN COMPRESSOR



(2) UNDERBODY  
LIGHTS

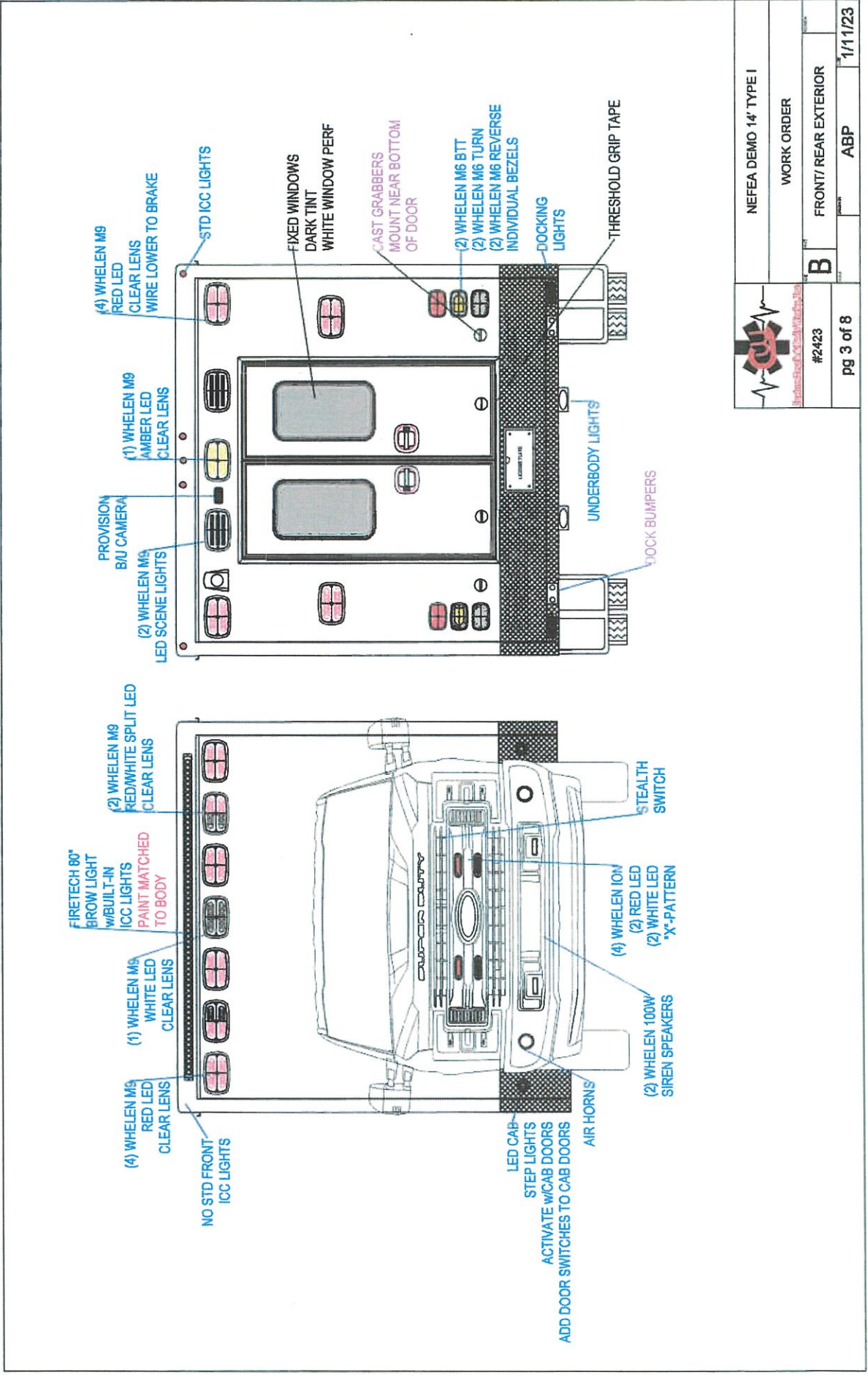
THRESHOLD GRIP TAPE

(1) WHELEN M7  
RED LED  
CLEAR LENS

21" DEEP TO  
ACCOMMODATE  
STAIRCHAIR



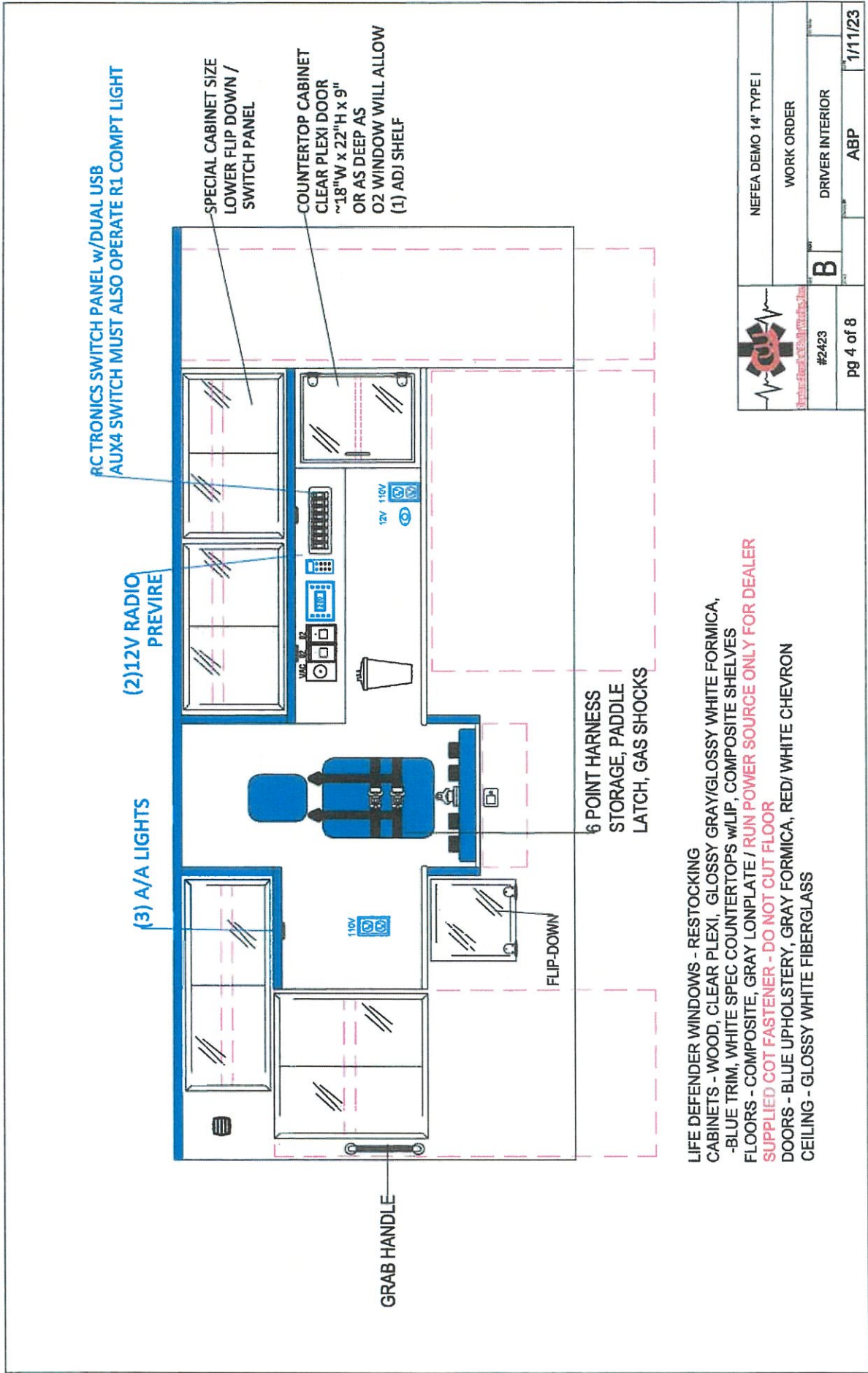
		NEFEA DEMO 14' TYPE I	
		WORK ORDER	
	B	PASSENGER EXTERIOR	
		pg 2 of 8	ABP



#2423

pg 3 of 8

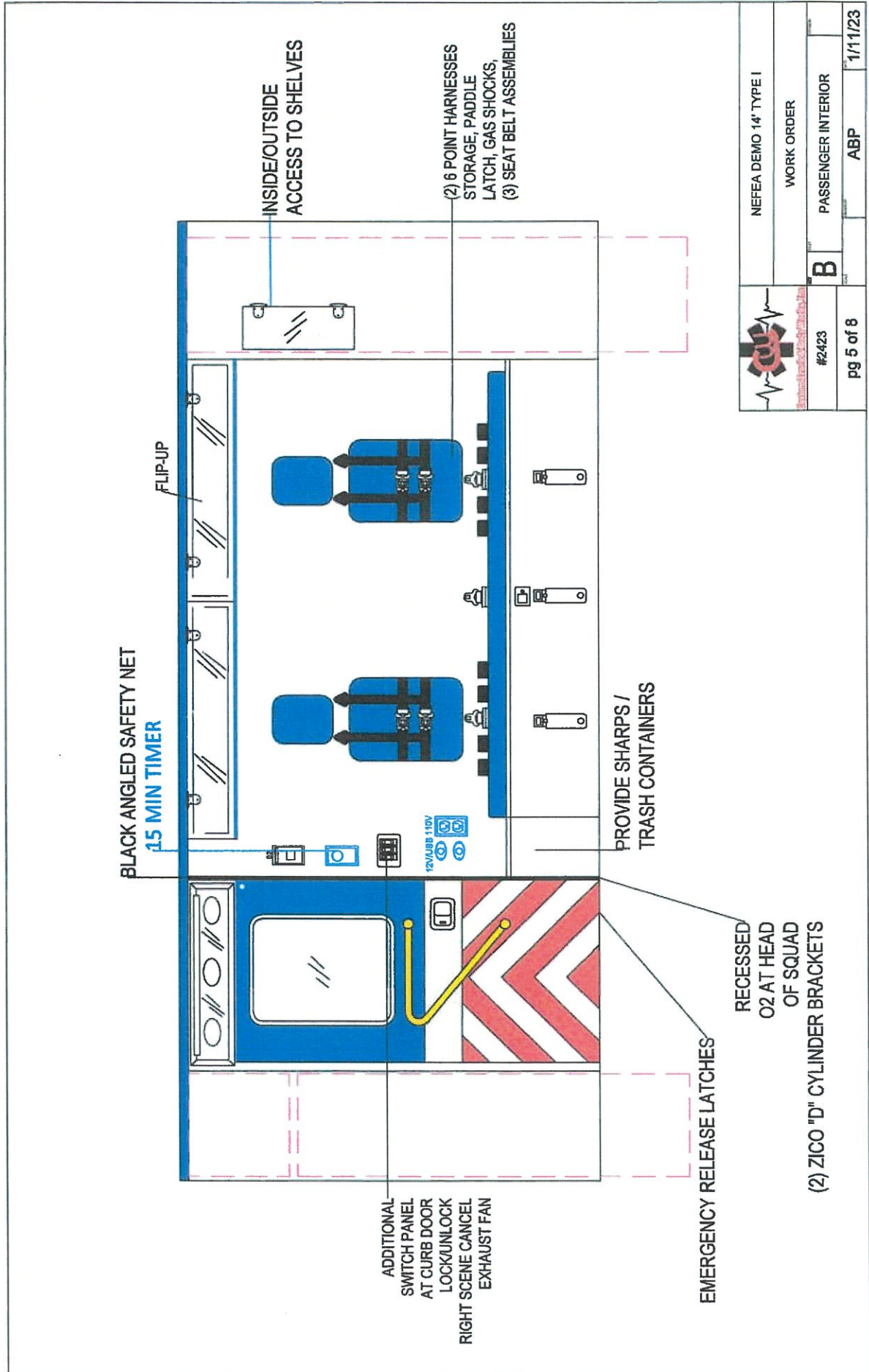
NEFEA DEMO 14' TYPE I	
WORK ORDER	
B	FRONT/ REAR EXTERIOR
ABP	1/11/23



LIFE DEFENDER WINDOWS - RESTOCKING  
 CABINETS - WOOD, CLEAR PLEXI, GLOSSY GRAY/GLOSSY WHITE FORMICA,  
 -BLUE TRIM, WHITE SPEC COUNTERTOPS w/LIP, COMPOSITE SHELVES  
 FLOORS - COMPOSITE, GRAY LONPLATE / RUN POWER SOURCE ONLY FOR DEALER  
 SUPPLIED COT FASTENER - DO NOT CUT FLOOR  
 DOORS - BLUE UPHOLSTERY, GRAY FORMICA, RED/WHITE CHEVRON  
 CEILING - GLOSSY WHITE FIBERGLASS

#2423  
 pg 4 of 8

NEFEA DEMO 14' TYPE I	
WORK ORDER	
B	DRIVER INTERIOR
ABP	1/11/23



BLACK ANGLED SAFETY NET  
15 MIN TIMER

FLIP-UP

INSIDE/OUTSIDE  
ACCESS TO SHELVES

(2) 6 POINT HARNESSES  
STORAGE, PADDLE  
LATCH, GAS SHOCKS,  
(3) SEAT BELT ASSEMBLIES

ADDITIONAL  
SWITCH PANEL  
AT CURB DOOR  
LOCK/UNLOCK  
RIGHT SCENE CANCEL  
EXHAUST FAN

PROVIDE SHARPS /  
TRASH CONTAINERS

EMERGENCY RELEASE LATCHES

RECESSED  
O2 AT HEAD  
OF SQUAD  
OF SQUAD  
(2) ZICO "D" CYLINDER BRACKETS



NEFEA DEMO 14" TYPE I

WORK ORDER

B

PASSENGER INTERIOR

#2423

pg 5 of 8

ABP

1/11/23

12V HOSELINE A/C  
DUCTED w/BOTTOM MOUNT CONDENSER

RC TRONICS  
POWER PANEL

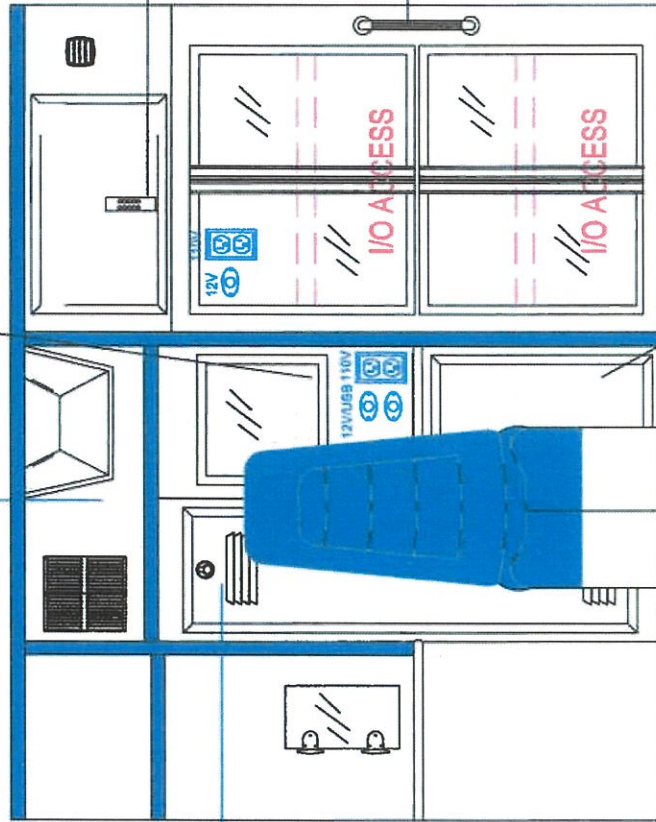
PASS-THRU TO HAVE  
LOCKING LATCH

COMPX REGULATOR  
LOCK

GRAB HANDLE

CABINET BELOW PASS-THRU  
WHITE SPEC COUNTERTOP  
(1) 120VAC OUTLET  
(1) 12VDC OUTLET  
(1) USB OUTLET

WISE ATTENDANT SEAT  
DUAL ARM RESTS  
CHILD SAFETY, SWIVEL BASE



#2423

pg 6 of 8

NEFEA DEMO 14' TYPE I

WORK ORDER

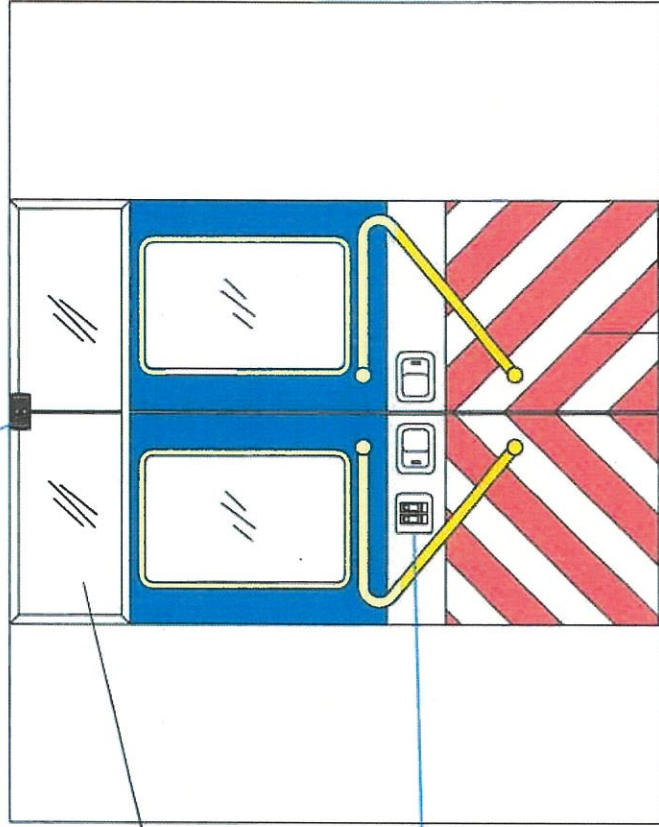
B

FRONT INTERIOR

ABP

1/11/23

INTERIOR CAMERA



CABINET ABOVE  
REAR DOORS

DUMP SWITCH  
CANCEL SCENE SWITCH

EMERGENCY RELEASE LATCHES



NEFEA DEMO 14' TYPE I

WORK ORDER

#2423

B

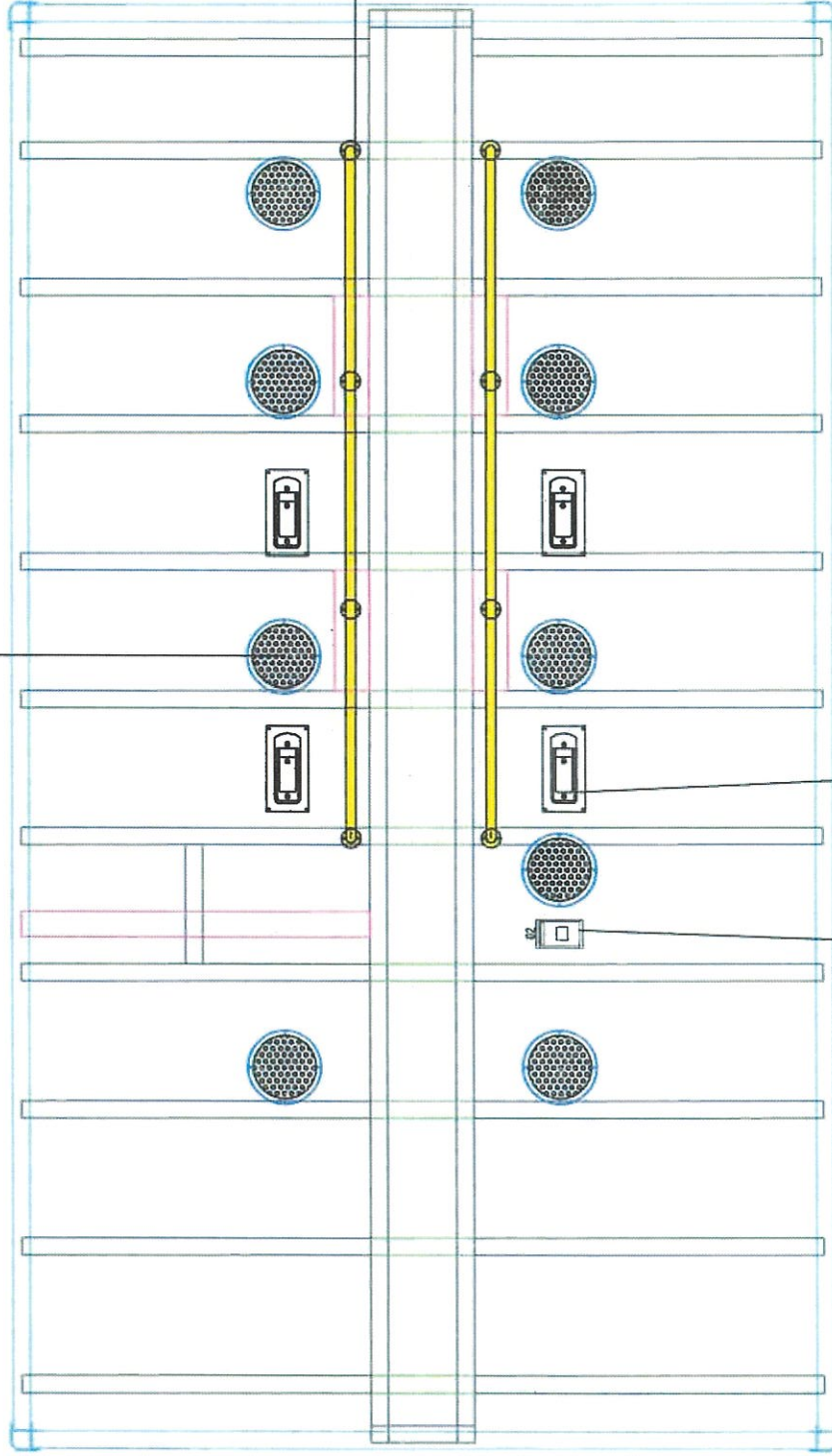
REAR INTERIOR

pg 7 of 8

ABP

1/11/23

(9) WHELEN LED DOME LIGHTS



(2) 72" YELLOW GRAB RAILS

(4) RECESSED I.V. HANGERS

ADDITIONAL O2 OUTLET



NEFEA DEMO 14' TYPE I

WORK ORDER

#2423

B

CEILING

pg 8 of 8

ABP

1/11/23