

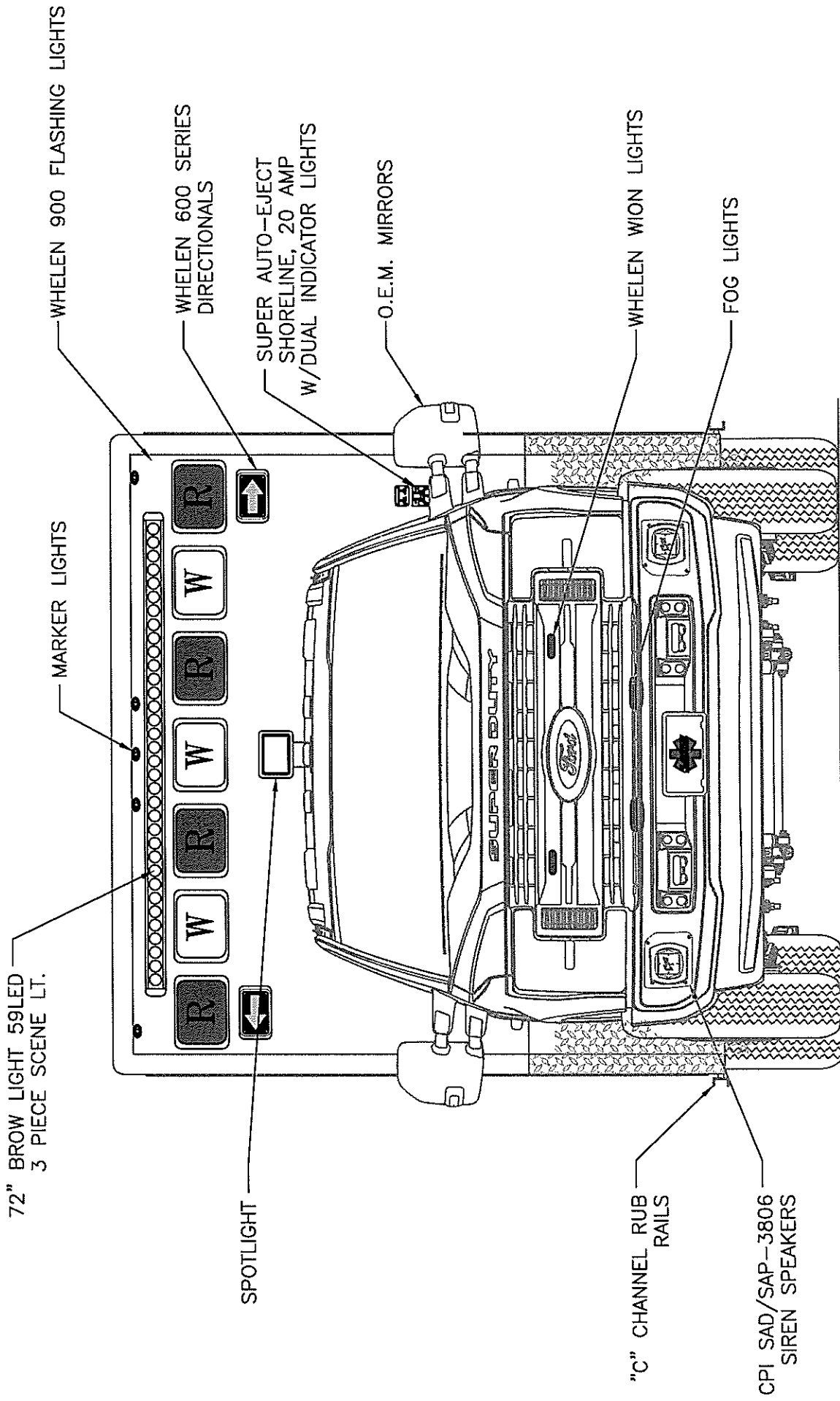
CUSTOM DESIGNED FOR
SALISBURY
VOL. AMBULANCE
BY
P.L. CUSTOM
EMERGENCY VEHICLES

- A5554

PAGE



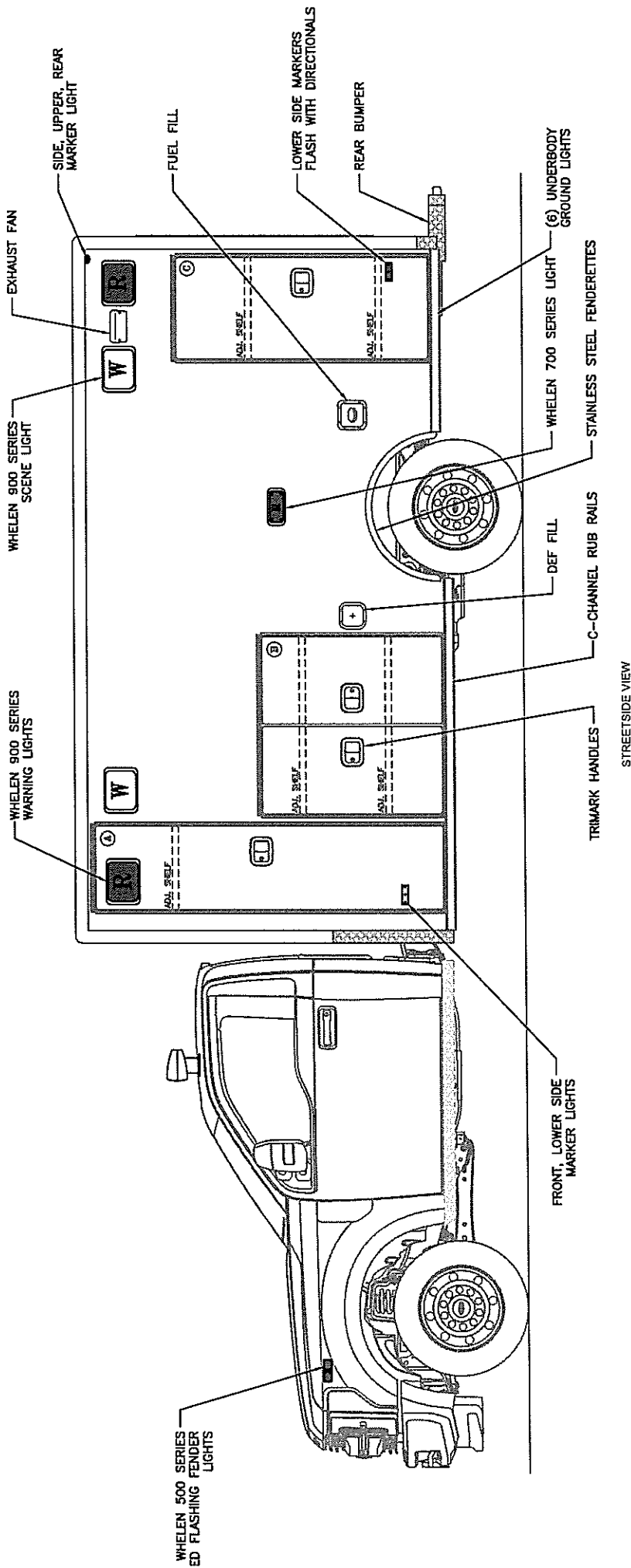
NOTICE
This drawing and data thereon shall not be duplicated, used or disclosed to others for procurement or manufacturing purposes, except as otherwise authorized by contract, without written permission of P.L. CUSTOM BODY & EQUIPMENT CO., INC. We reserve the right to make changes at any time, without notice, in materials, equipment & specifications in accordance with procedures over drawings which are for clarity only. All reproductions shall bear this notice.



**EXTERIOR
DIMENSIONS**
HEIGHT 112" (+/-2)
LENGTH 170 1/4"
WIDTH 99"



"NOTICE"
This drawing and data thereon shall not be duplicated, used or disclosed to others for procurement or manufacturing purposes, except as otherwise authorized by contract, without written permission of P.L. CUSTOM BODY & EQUIPMENT CO., INC. We reserve the right to make changes at any time, without notice, in materials, equipment & specifications. Written specifications take precedence over drawings, which are for clarity only. All reproductions shall bear this notice.



EXTERIOR DIMENSIONS
 HEIGHT 112" (+/-2")
 LENGTH 170 1/4"
 WIDTH 99"

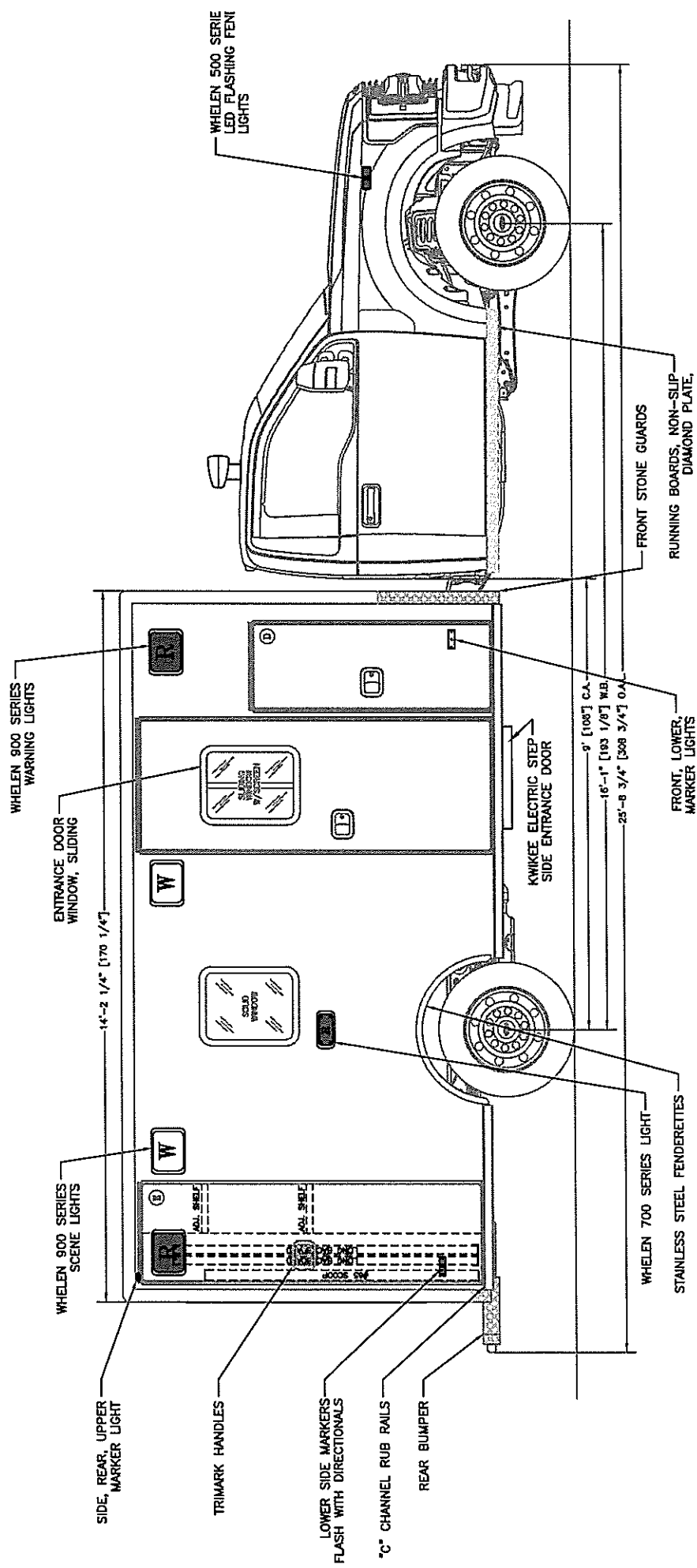
OPENING DESCRIPTIONS				
ALL DIMENSIONS APPROXIMATE				
	WIDTH	HEIGHT	DEPTH	PURPOSE
(A)	20	82	21	OXYGEN STORAGE
(B)	43 3/8	42	20	EXTERIOR STORAGE
(C)	26	59	20	EXTERIOR STORAGE

NOTES:

- 1.) DRAWINGS ARE FOR REPRESENTATIONAL PURPOSES ONLY.
- 2.) ALL DIMENSIONS SHOWN ARE APPROXIMATE.
- 3.) EXTERIOR COMPARTMENT DIMENSIONS REFLECT WALL TO WALL MEASUREMENTS. PASS THROUGH OPENINGS WILL BE SMALLER.
- 4.) INTERIOR CABINET DIMENSIONS REFLECT THE CABINET OPENING. PASS THROUGH OPENINGS WILL BE SMALLER.
- 5.) DIMENSIONS FOR OVERALL HEIGHT AND OVERALL LENGTH ARE APPROXIMATE UNTIL THE CHASSIS IS BUILT AND RECEIVED AT OUR FACTORY.



"NOTICE"
 This drawing and data thereon shall not be duplicated, used or disclosed to others for procurement or manufacturing purposes, except as otherwise authorized by contract. PLS CUSTOM EQUIPMENT CO., INC. reserves the right to make changes at any time without notice. In materials, equipment & specifications. Written specifications take precedence over drawings which are for clarity only. All reproductions shall bear this notice.



CURBSIDE VIEW

- NOTES:
- 1.) DRAWINGS ARE FOR REPRESENTATIONAL PURPOSES ONLY.
 - 2.) ALL DIMENSIONS SHOWN ARE APPROXIMATE.
 - 3.) EXTERIOR COMPARTMENT DIMENSIONS REFLECT WALL TO WALL MEASUREMENTS. PASS THROUGH OPENINGS WILL BE SMALLER.
 - 4.) INTERIOR CABINET DIMENSIONS REFLECT THE CABINET OPENING. PASS THROUGH OPENINGS WILL BE SMALLER.
 - 5.) DIMENSIONS FOR OVERALL HEIGHT AND OVERALL LENGTH ARE APPROXIMATE UNTIL THE CHASSIS IS BUILT AND RECEIVED AT OUR FACTORY.

EXTERIOR DIMENSIONS

HEIGHT 112" (+/-2)
 LENGTH 170 1/4"
 WIDTH 99"

OPENING DESCRIPTIONS		
ALL DIMENSIONS APPROXIMATE		
WIDTH	HEIGHT	PURPOSE
D	33" ABOVE FLOOR	INTERIOR/EXTERIOR ACCESS STORAGE
E	20" BELOW FLOOR	BACKBOARD STORAGE
	21	
29	80	SIDE ENTRANCE DOOR



NOTICE
 This drawing and data thereon shall not be duplicated, used or disclosed to others for procurement or manufacturing purposes, except as otherwise authorized by contract, without written permission of P.L. CUSTOM BODY & EQUIPMENT CO., INC. We reserve the right to make changes at any time, without notice, in materials, equipment or specifications. Written specifications shall prevail over drawings which are for reference only. All reproductions shall bear this notice.

WHELEN 900 SCENE LIGHTS

MARKER LIGHTS

WHELEN 900 FLASHING LIGHTS

BACKUP CAMERA

REAR ENTRANCE DOOR WINDOWS

WHELEN 900 SERIES LED FLASHING LIGHTS

TRIMARK HANDLES

CAST PRODUCTS GRABBER REAR DOORS HOLD OPEN

WHELEN 600 DIRECTIONAL LIGHTS

WHELEN 600 STOP/TAIL & BACKUP LIGHTS

"C" CHANNEL RUB RAILS

REAR BUMPER

REAR DOCK BUMPERS

LICENSE PLATE W/DOOR LOCK SWITCH

LIFT UP REAR STEP RECESSED WITH ADDITIONAL GRIP STRUT

MUD FLAP

MUD FLAP

8'-3" [99] O.A.W.

9'-0" [108] O.A.H. +/- 2"

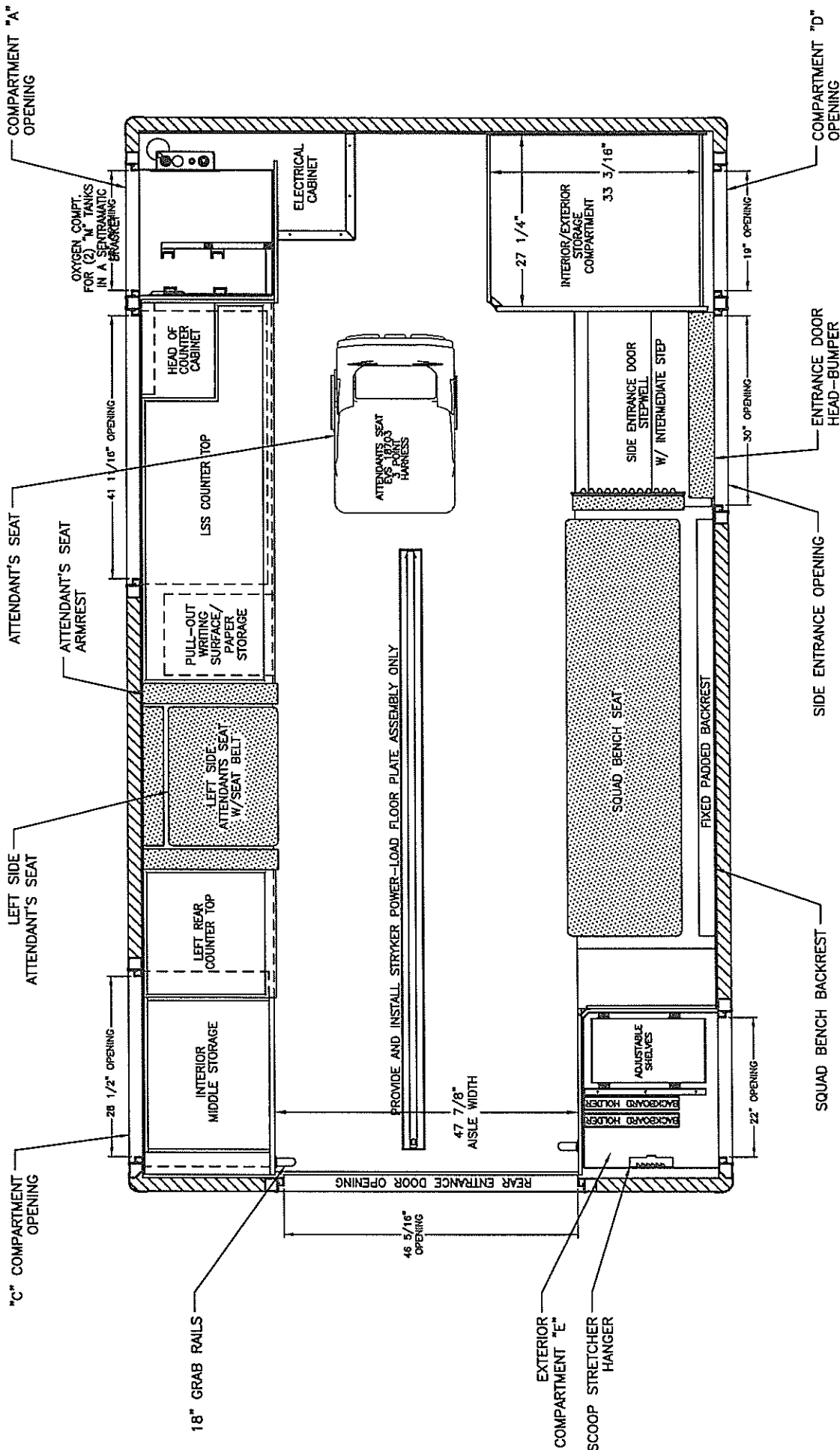
REAR VIEW

- NOTES:
- 1.) DRAWINGS ARE FOR REPRESENTATIONAL PURPOSES ONLY.
 - 2.) ALL DIMENSIONS SHOWN ARE APPROXIMATE.
 - 3.) EXTERIOR COMPARTMENT DIMENSIONS REFLECT WALL TO WALL MEASUREMENTS. PASS THROUGH OPENINGS WILL BE SMALLER.
 - 4.) INTERIOR CABINET DIMENSIONS REFLECT THE CABINET OPENING. PASS THROUGH OPENINGS WILL BE SMALLER.
 - 5.) DIMENSIONS FOR OVERALL HEIGHT AND OVERALL LENGTH ARE APPROXIMATE UNTIL THE CHASSIS IS BUILT AND RECEIVED AT OUR FACTORY.

OPENING DESCRIPTIONS			
ALL DIMENSIONS APPROXIMATE			
WIDTH	HEIGHT	DEPTH	PURPOSE
44 1/4	60		REAR ENTRANCE DOORS



"NOTICE"
 This drawing and data thereon shall not be duplicated, used or disclosed to others for procurement or manufacturing purposes, except as otherwise noted. PL CUSTOM BODY & EQUIPMENT CO., INC. reserves the right to make changes at any time without notice. In materials, equipment & specifications, written specifications take precedence over drawings which are for clarity only. All reproductions shall bear this notice.



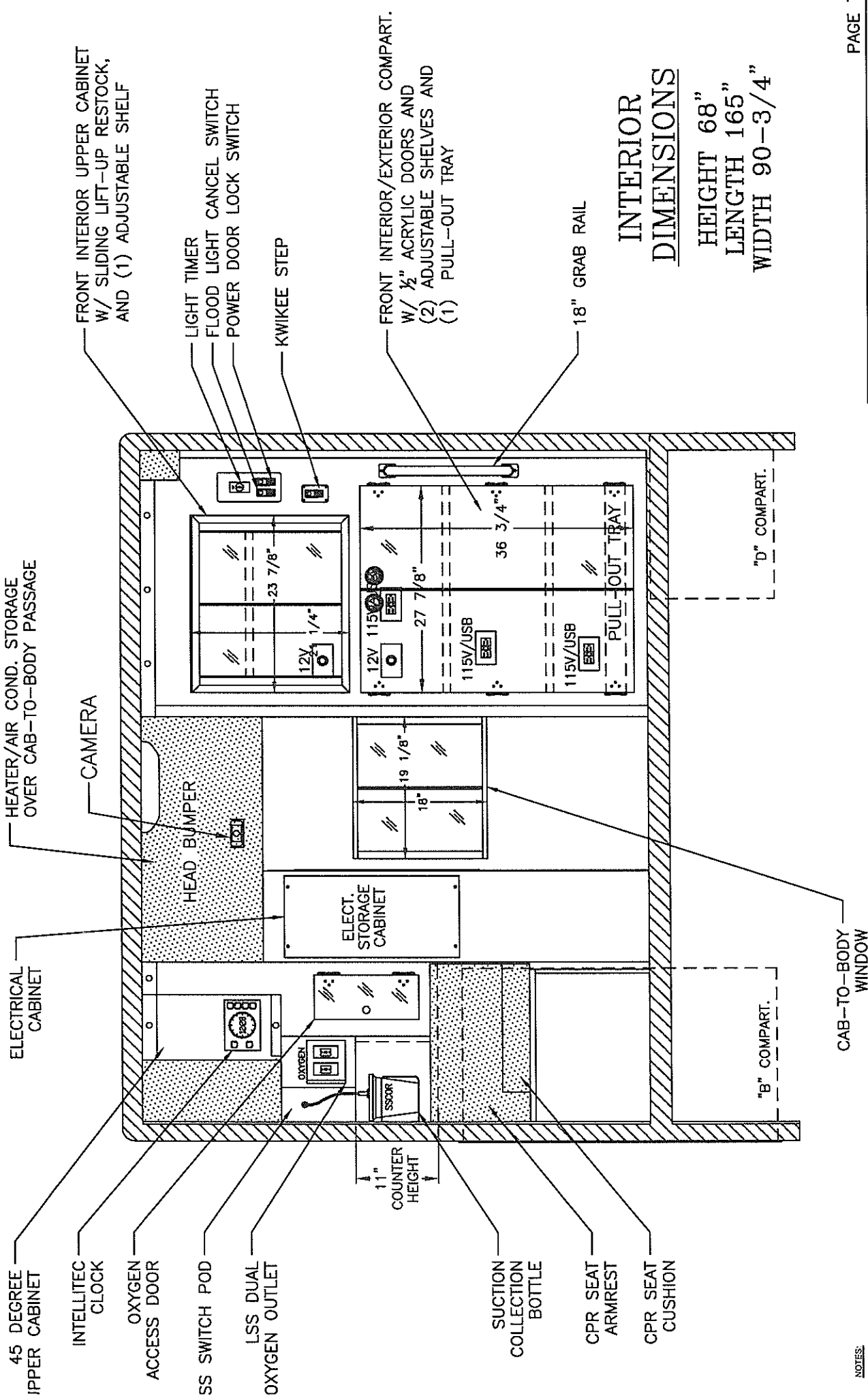
FLOOR PLAN

NOTES:

- 1.) DRAWINGS ARE FOR REPRESENTATIONAL PURPOSES ONLY.
- 2.) ALL DIMENSIONS SHOWN ARE APPROXIMATE.
- 3.) EXTERIOR COMPARTMENT DIMENSIONS REFLECT WALL TO WALL MEASUREMENTS. PASS THROUGH OPENINGS WILL BE SMALLER.
- 4.) INTERIOR CABINET DIMENSIONS REFLECT THE CABINET OPENING. PASS THROUGH OPENINGS WILL BE SMALLER.
- 5.) DIMENSIONS FOR OVERALL HEIGHT AND OVERALL LENGTH ARE APPROXIMATE UNTIL THE CHASSIS IS BUILT AND RECEIVED AT OUR FACTORY.



NOTICE: This drawing and data thereon shall not be duplicated, used or disclosed to others for procurement or manufacturing purposes, except as otherwise authorized by contract, without written permission of P.L. CUSTOM BODY & EQUIPMENT CO., INC. We reserve the right to make changes at any time, without notice, in materials, equipment & specifications. Written specifications take precedence over drawings which are for clarity only. All reproductions shall bear this notice.



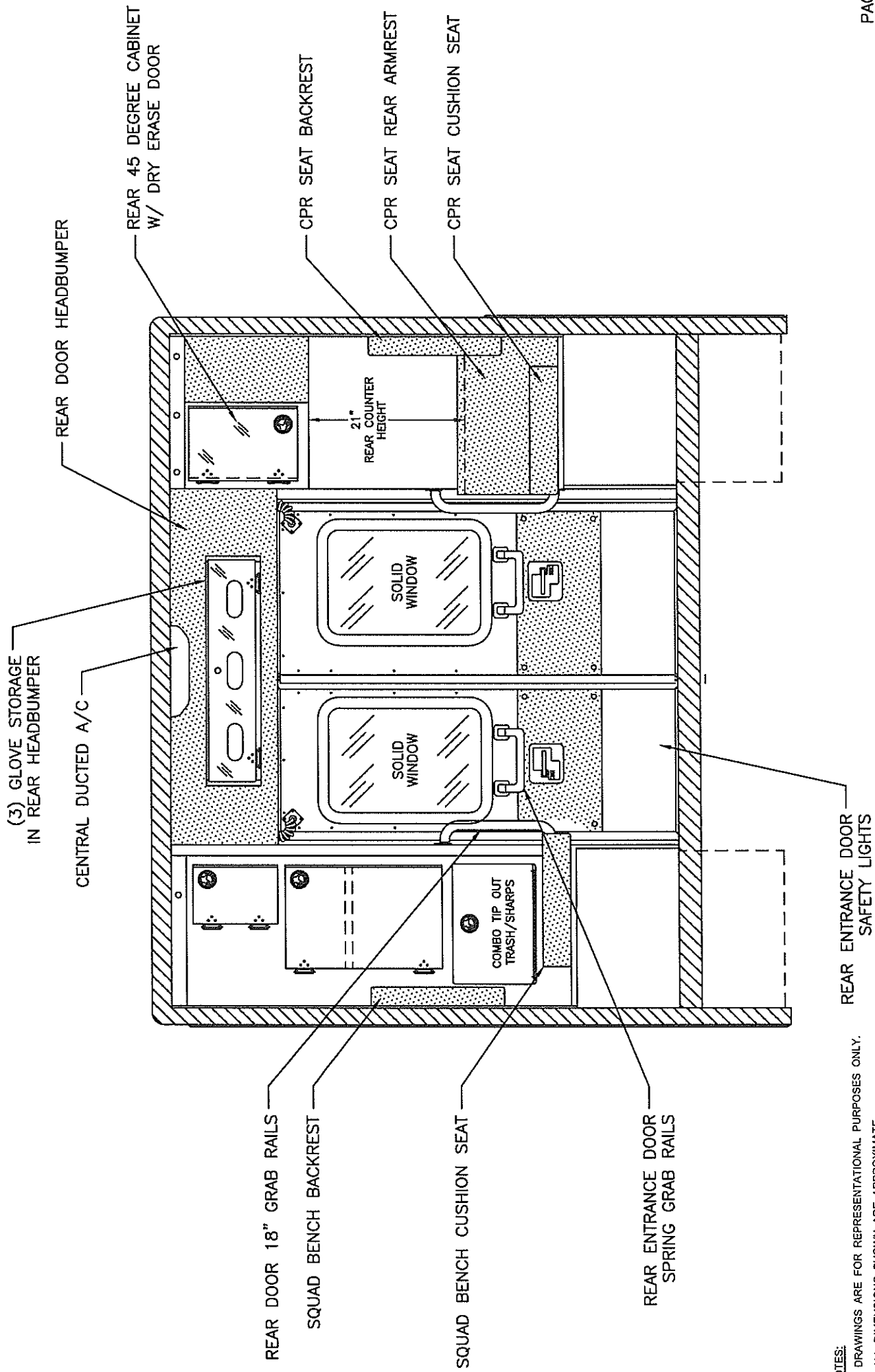
INTERIOR DIMENSIONS
 HEIGHT 68"
 LENGTH 165"
 WIDTH 90-3/4"




"NOTICE"
 This drawing and data thereon shall not be duplicated, used or disclosed to others for procurement or manufacturing purposes, without written permission of P.L. CUSTOM BODY & EQUIPMENT CO., INC. We reserve the right to make changes at any time, without notice, in materials, equipment & specific drawings. Specifications take precedence over drawings which are for clarity only. All reproductions shall bear this notice.

- NOTES:**
- 1.) DRAWINGS ARE FOR REPRESENTATIONAL PURPOSES ONLY.
 - 2.) ALL DIMENSIONS SHOWN ARE APPROXIMATE
 - 3.) EXTERIOR COMPARTMENT DIMENSIONS REFLECT WALL TO WALL REQUIREMENTS. PASS THROUGH OPENINGS WILL BE SMALLER.
 - 4.) INTERIOR CABINET DIMENSIONS REFLECT THE CABINET OPENING. PASS THROUGH OPENINGS WILL BE SMALLER.
 - 5.) DIMENSIONS FOR OVERALL HEIGHT AND OVERALL LENGTH ARE APPROXIMATE UNTIL THE CHASSIS IS BUILT AND RECEIVED AT OUR FACTORY.

FRONT VIEW

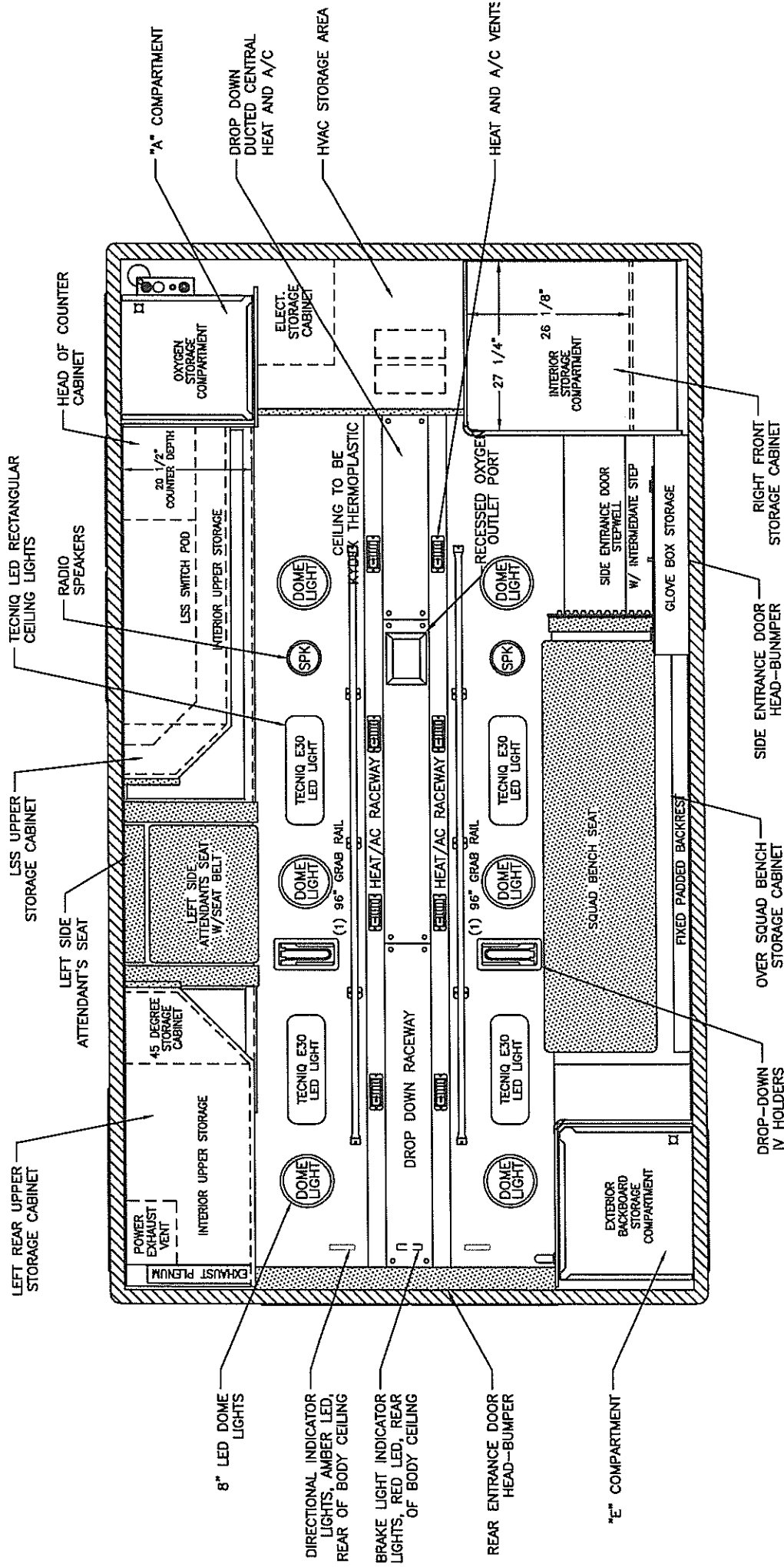


NOTES:
 DRAWINGS ARE FOR REPRESENTATIONAL PURPOSES ONLY.
 ALL DIMENSIONS SHOWN ARE APPROXIMATE.
 EXTERIOR COMPARTMENT DIMENSIONS REFLECT WALL TO WALL MEASUREMENTS. PASS THROUGH OPENINGS WILL BE SMALLER.
 INTERIOR CABINET DIMENSIONS REFLECT THE CABINET OPENING. PASS THROUGH OPENINGS WILL BE SMALLER.
 DIMENSIONS FOR OVERALL HEIGHT AND OVERALL LENGTH ARE APPROXIMATE UNTIL THE CHASSIS IS BUILT AND RECEIVED AT OUR FACTORY.



"NOTICE"
 This drawing and data thereon shall not be duplicated, used or disclosed to others for procurement or manufacturing purposes without the written authority of P.L. CUSTOM BODY & EQUIPMENT CO., INC. We reserve the right to make changes at any time without notice in materials, equipment & specifications. Written specifications take precedence over drawings which are for clarity only. All reproductions shall bear this notice.

REAR VIEW



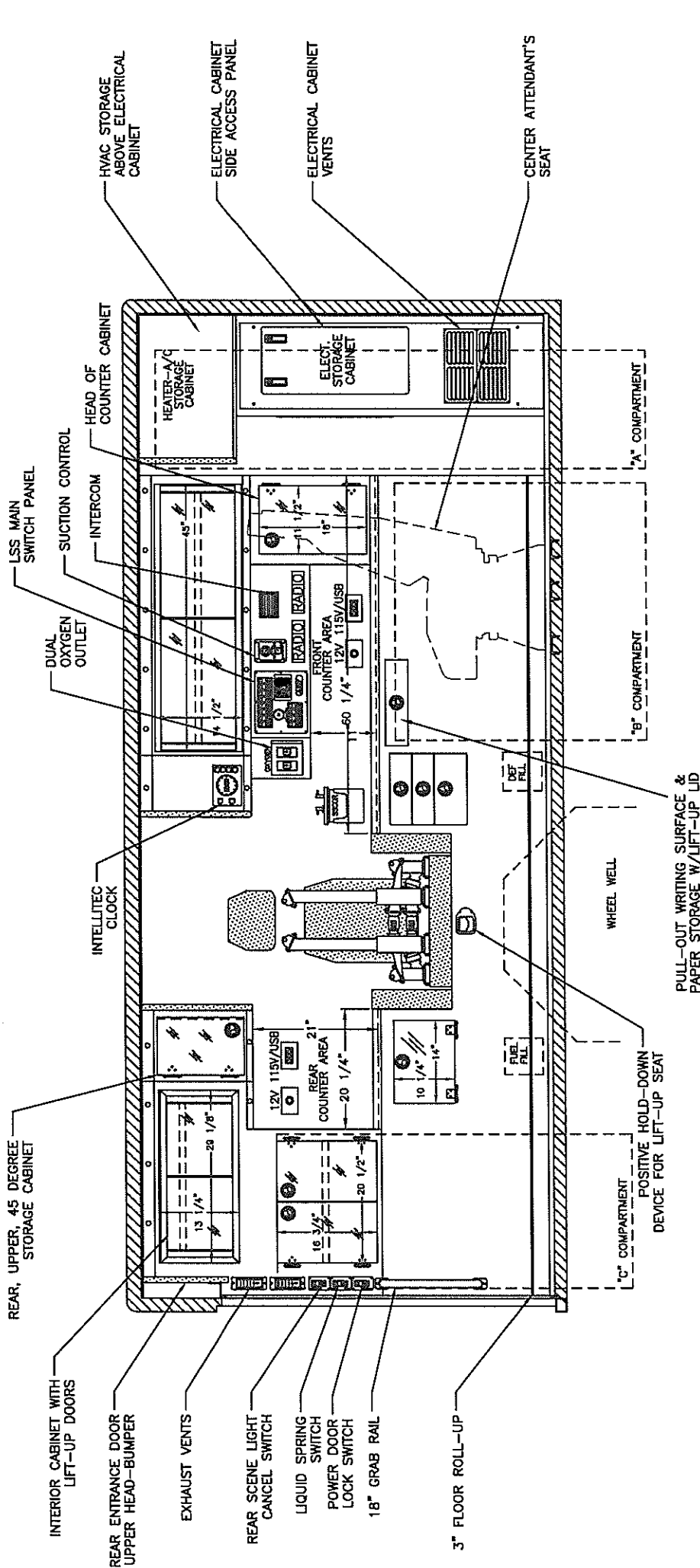
CEILING VIEW

NOTES:

- 1.) DRAWINGS ARE FOR REPRESENTATIONAL PURPOSES ONLY.
- 2.) ALL DIMENSIONS SHOWN ARE APPROXIMATE.
- 3.) EXTERIOR COMPARTMENT DIMENSIONS REFLECT WALL TO WALL MEASUREMENTS. PASS THROUGH OPENINGS WILL BE SMALLER.
- 4.) INTERIOR CABINET DIMENSIONS REFLECT THE CABINET OPENING. PASS THROUGH OPENINGS WILL BE SMALLER.
- 5.) DIMENSIONS FOR OVERALL HEIGHT AND OVERALL LENGTH ARE APPROXIMATE UNTIL THE CHASSIS IS



"NOTICE" This drawing and data thereon shall not be duplicated, used or disclosed to others for procurement or manufacturing purposes, except as otherwise authorized by contract, without written permission of P.L. CUSTOM BODY & EQUIPMENT CO., INC. We reserve the right to make changes at any time, without notice, in materials, equipment & specifications. Written specifications take precedence over



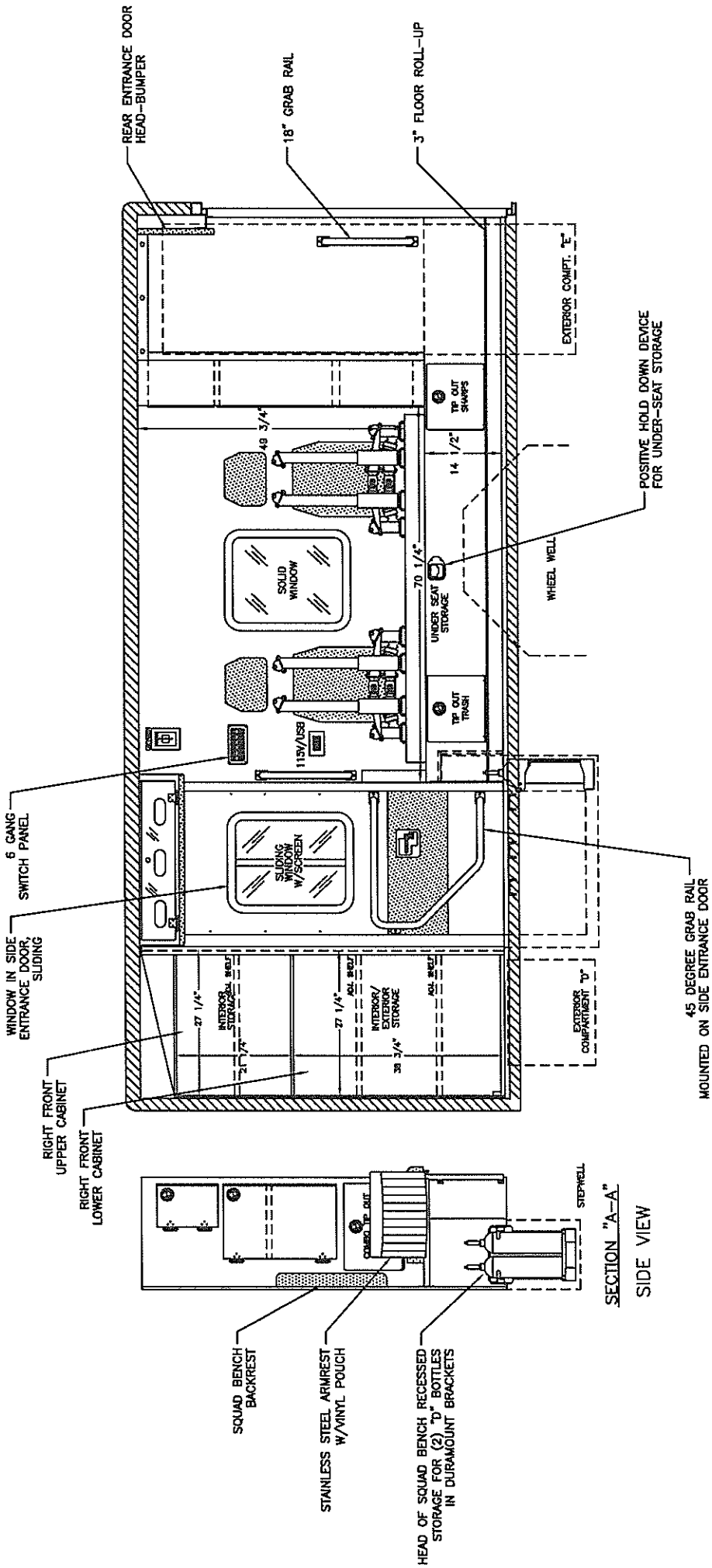
INTERIOR DIMENSIONS
 HEIGHT 68"
 LENGTH 165"
 WIDTH 90-3/4"

- NOTES:**
- 1.) DRAWINGS ARE FOR REPRESENTATIONAL PURPOSES ONLY.
 - 2.) ALL DIMENSIONS SHOWN ARE APPROXIMATE.
 - 3.) EXTERIOR COMPARTMENT DIMENSIONS REFLECT WALL TO WALL MEASUREMENTS. PASS THROUGH OPENINGS WILL BE SMALLER.
 - 4.) INTERIOR CABINET DIMENSIONS REFLECT THE CABINET OPENING. PASS THROUGH OPENINGS WILL BE SMALLER.
 - 5.) DIMENSIONS FOR OVERALL HEIGHT AND OVERALL LENGTH ARE APPROXIMATE UNTIL THE CHASSIS IS BUILT AND RECEIVED AT OUR FACTORY.

STREETSIDE VIEW



"NOTICE"
 This drawing and data thereon shall not be duplicated, used or disclosed to others for procurement or manufacturing purposes, except as otherwise authorized by CUSTOM, BOB & EQUIPMENT CO. INC. We reserve the right to make changes at any time without notice in materials, equipment & specifications. Written specifications take precedence over drawings which are for clarity only. All reproductions shall bear this notice.



CURBSIDE VIEW

NOTES:

- 1.) DRAWINGS ARE FOR REPRESENTATIONAL PURPOSES ONLY.
- 2.) ALL DIMENSIONS SHOWN ARE APPROXIMATE.
- 3.) EXTERIOR COMPARTMENT DIMENSIONS REFLECT WALL TO WALL MEASUREMENTS. PASS THROUGH OPENINGS WILL BE SMALLER.
- 4.) INTERIOR CABINET DIMENSIONS REFLECT THE CABINET OPENING. PASS THROUGH OPENINGS WILL BE SMALLER.
- 5.) DIMENSIONS FOR OVERALL HEIGHT AND OVERALL LENGTH ARE APPROXIMATE UNTIL THE CHASSIS IS BUILT AND RECEIVED AT OUR FACTORY.

INTERIOR DIMENSIONS
 HEIGHT 68"
 LENGTH 165"
 WIDTH 90-3/4"



"NOTICE"
 This drawing and data thereon shall not be duplicated, used or disclosed to others for procurement or manufacturing purposes, except as otherwise authorized by contract, without written permission of P.L. CUSTOM BODY & EQUIPMENT CO., INC. We reserve the right to make changes at any time, without notice, in materials, equipment & specifications. Reproduction of this drawing without our consent which may be costly and time consuming. All reproductions shall bear this notice.