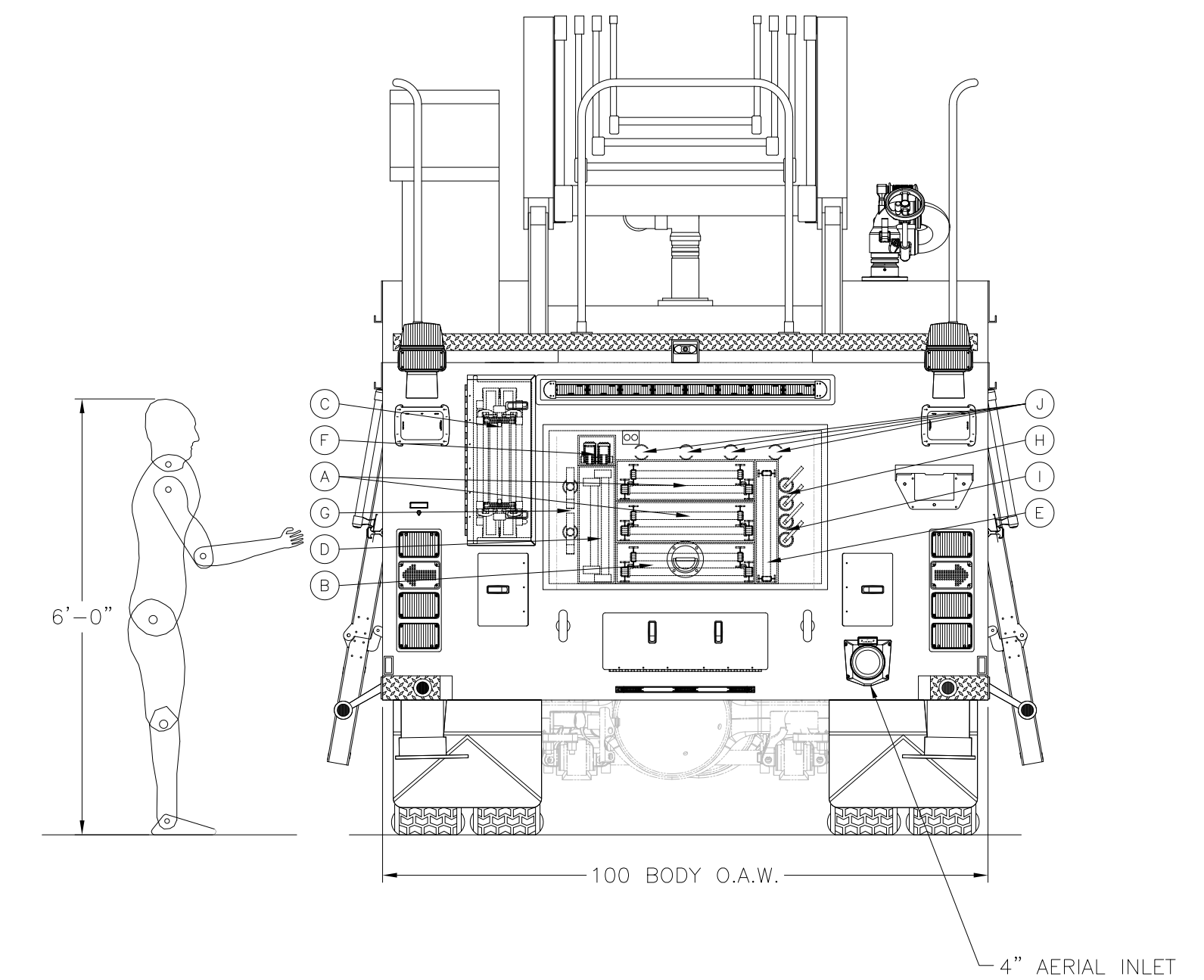
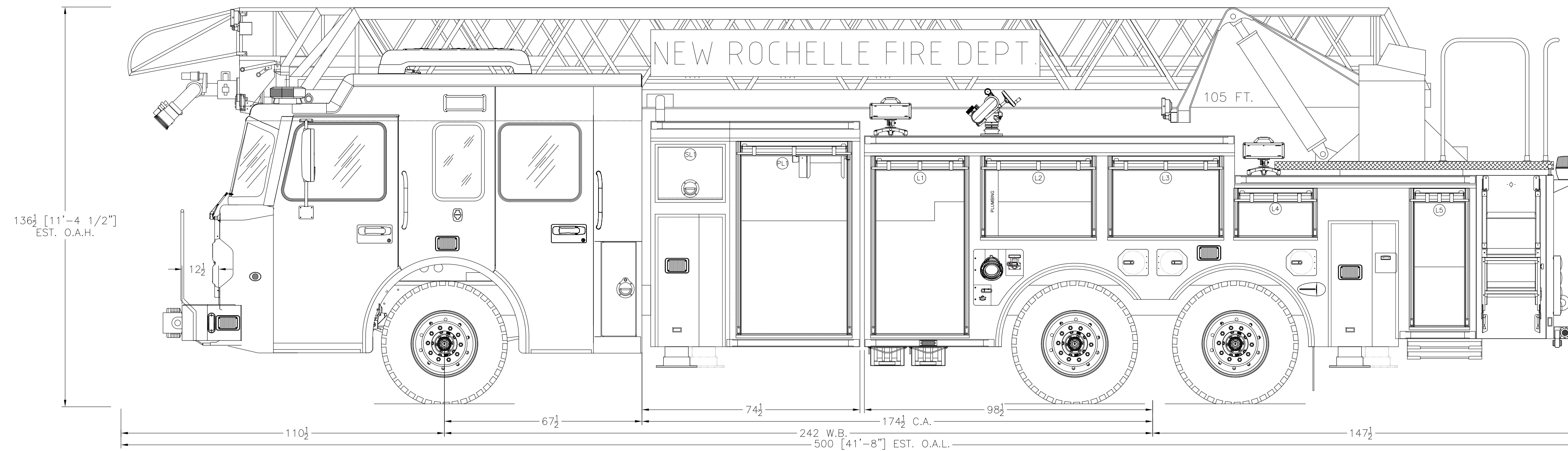


| COMPARTMENT DIMENSIONS | | | | | |
|------------------------|---------------|--------------------|---------------|-------------|-------|
| COMPT. | DOOR OPENING | INTERIOR | DIVIDE HEIGHT | LOWER DEPTH | LOWER |
| L1 | 30" W x 55" H | 35.5" W x 67.5" H | 38.5" | TRANS | 23" |
| L2 | 36" W x 22" H | 43.5" W x 34" H | 11.5" | TRANS | 23" |
| L3 | 36" W x 22" H | 47.5" W x 34" H | — | 23" | 23" |
| L4 | 25" W x 11" H | 33" W x 20" H | — | 23" | 23" |
| L5 | 17" W x 42" H | 27.5" W x 51.25" H | 20" | 14" | 23" |
| R1 | 30" W x 55" H | 35.5" W x 67.5" H | 38.5" | TRANS | 23" |
| R2 | 36" W x 22" H | 43.5" W x 34" H | 11.5" | TRANS | 23" |
| R3 | 36" W x 22" H | 47.5" W x 34" H | — | 23" | 23" |
| R4 | 25" W x 11" H | 33" W x 20" H | — | 23" | 23" |
| R5 | 17" W x 42" H | 27.5" W x 51.25" H | 30" | 14" | 23" |
| SL1 | 22" W x 17" H | 24.5" W x 26" H | — | 22" | 22" |
| SR1 | 22" W x 17" H | 24.5" W x 26" H | — | 22" | 22" |
| PL1 | 36" W x 60" H | 44.5" W x 72.5" H | 38.5" | TRANS | 23" |
| PR1 | 36" W x 60" H | 44.5" W x 72.5" H | 38.5" | TRANS | 23" |

| GROUND LADDERS & PIKE POLES | | | |
|-----------------------------|---------------------|-----------|-----|
| ITEM | DESCRIPTION | MODEL # | QTY |
| A | 35' 2 SEC EXTENSION | PEL-35 | 1 |
| B | 28' 2 SEC EXTENSION | PEL-28 | 1 |
| C | 17' LITTLE GIANT | 15187-882 | 1 |
| D | 14' 2 SEC EXTENSION | PEL-14 | 1 |
| E | 20" ROOF | PRL-20 | 1 |
| F | 10' FOLDING ATTIC | FL-10 | 1 |
| G | 6' ROOF HOOKS | RH-6 | 2 |
| H | 8' PIKE POLE | NYF-8 | 2 |
| I | 12' PIKE POLE | NYF-12 | 2 |
| J | ADDITIONAL TUBES | — | 4 |




NOTE:
 THIS DRAWING IS THE PROPERTY OF SPARTAN MOTORS USA AND IS TO BE USED ONLY IN REFERENCE TO THE WORK PROPOSED OR CONTRACTED BY SPARTAN MOTORS USA ANY REPRODUCTION IN PART OR IN WHOLE WITHOUT THE WRITTEN PERMISSION OF SPARTAN MOTORS USA IS STRICTLY PROHIBITED.
 DIMENSIONS SHOWN ARE APPROXIMATE AND ARE SUBJECT TO CHANGE AS MAY BE FOUND NECESSARY DURING CONSTRUCTION. THIS DRAWING MUST BE PLOTTED TO THE PAPER SIZE LISTED IN THE TITLE BLOCK FOR THE LISTED SCALE TO BE VALID.
 THIS DRAWING IS FOR REFERENCE PURPOSES ONLY. SOME ITEMS MAY OR MAY NOT APPEAR ON THE DRAWING THAT MAY OR MAY NOT BE INCLUDED IN THE SPECIFICATIONS. THE SPECIFICATIONS SHALL BE THE FINAL AUTHORITY TO DETERMINE WHAT IS SUPPLIED ON THE APPARATUS.

| REVISION HISTORY | | | |
|------------------|------|---------|-----------------|
| REV. | INT. | DATE | DESCRIPTION |
| 01 | CL | 5/26/17 | ORIGINAL LAYOUT |

PROPOSAL

CHASSIS: SPARTAN GLADIATOR LFD 10" RAISED ROOF WITH 16" TRENCH & DROP CAB
 ENGINE: CUMMINS ISX12 500HP WITH ALLISON 4000 EVS
 PUMP: N/A
 WATER TANK: N/A
 BODY MATERIAL: 1/8" ALUMINUM
 HOSE BED: N/A
 GENERATOR: ONAN 10kW 10R8AB
 COMPARTMENTS: 365 CUBIC FEET
 ADDITIONAL PENETRATION STABILIZERS



| NEW ROCHELLE FIRE DEPARTMENT NEW ROCHELLE, NY | | | |
|--------------------------------------------------|------------------------|--------------|-------|
| MODEL: | 105' REAR MOUNT AERIAL | | |
| DEALERSHIP: | NEFEA | | |
| SCALE: | 1/2" = 1' | DRAWN BY: | CL |
| DATE: | 5/26/17 | DRAWING NO.: | 18241 |
| SIZE: | 24" X 36" | REV.: | 01 |
| SHEET: | 1 OF 1 | | |