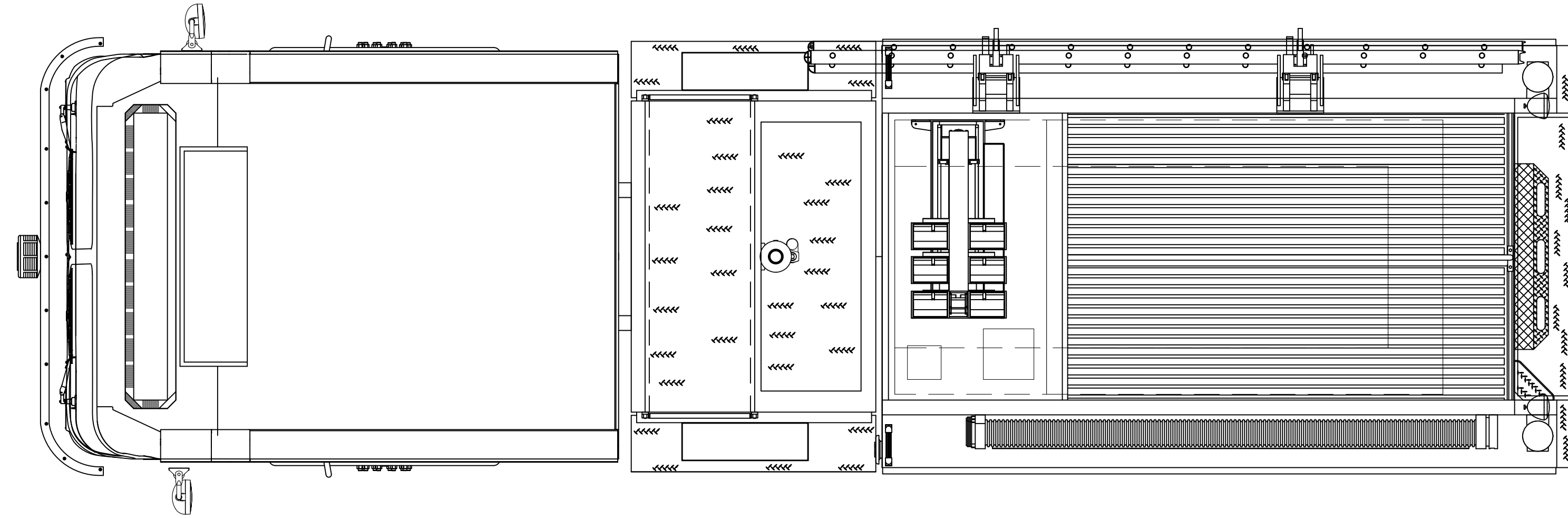
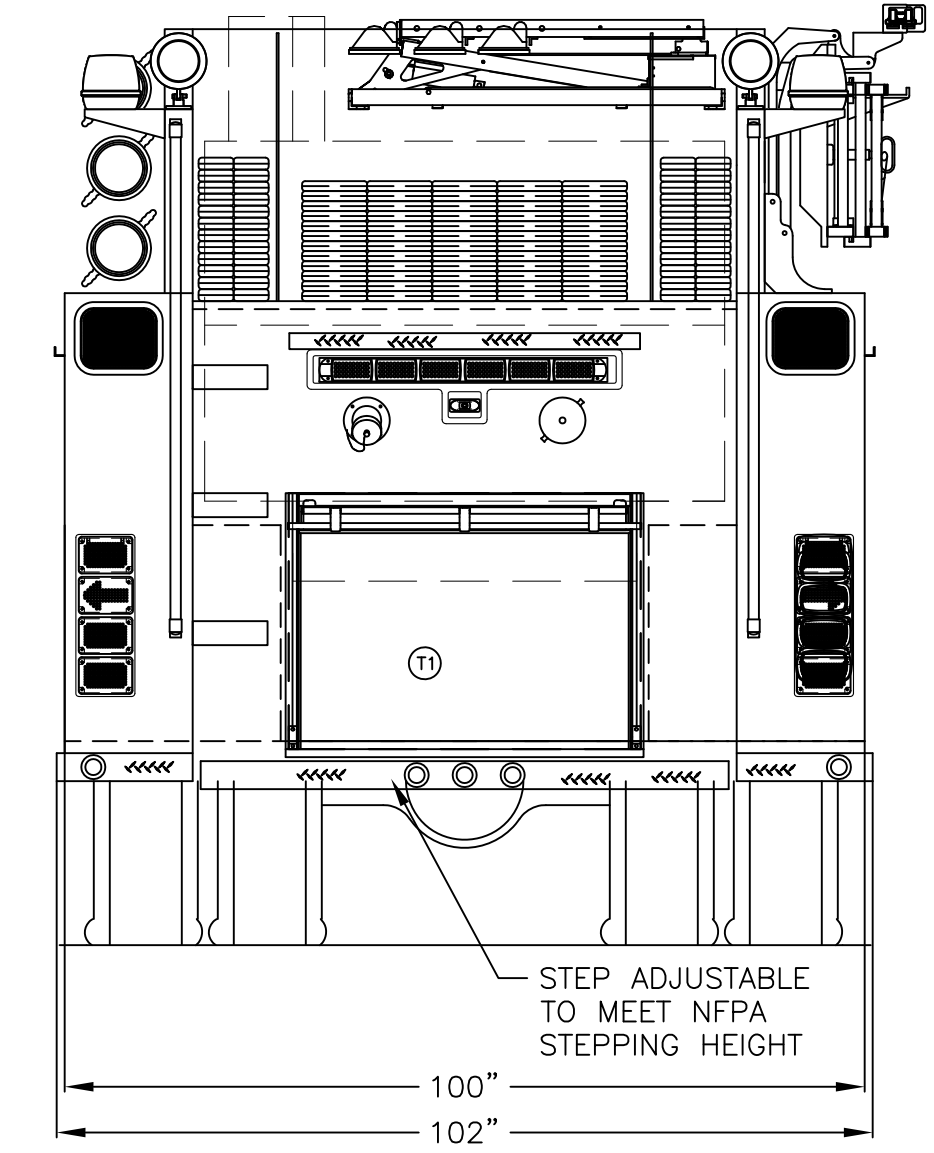
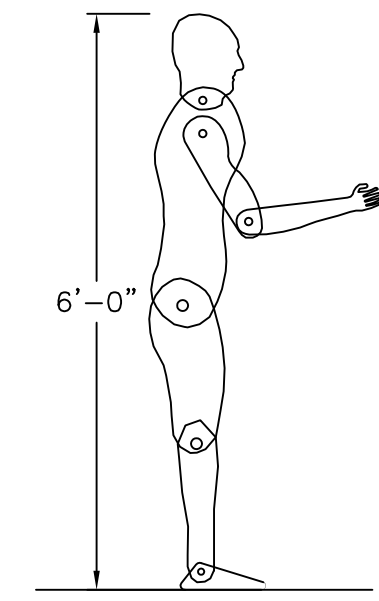
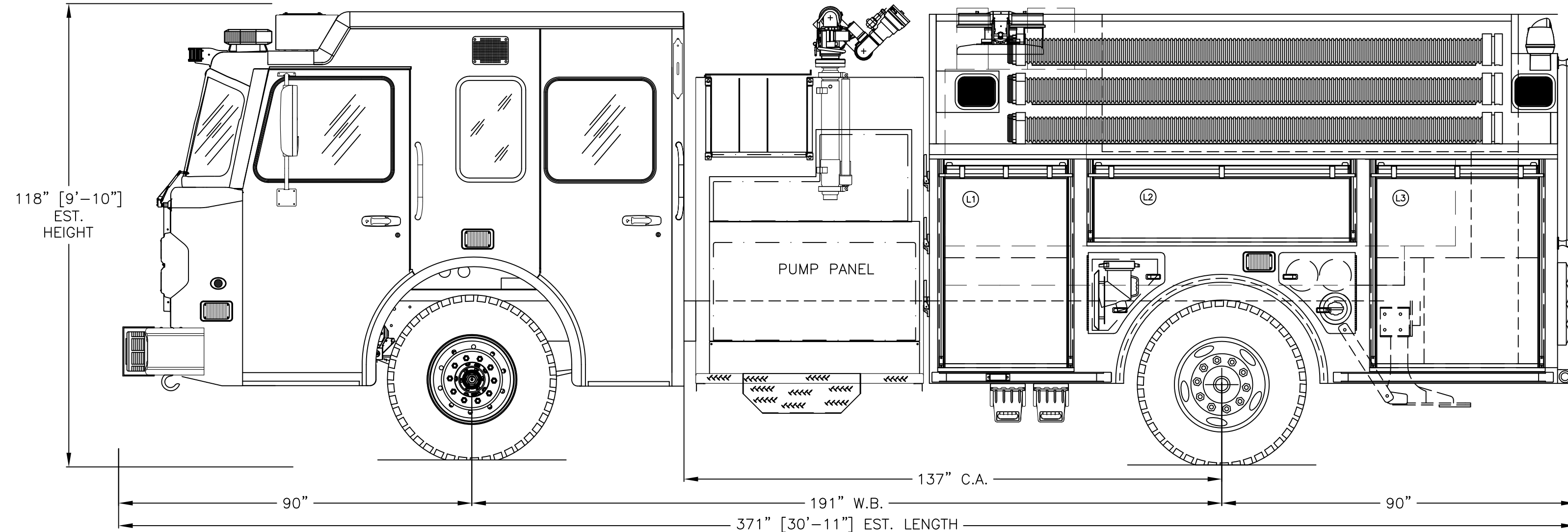


|        |
|--------|
| 12' 6" |
| 12' 0" |
| 11' 6" |
| 11' 0" |
| 10' 6" |
| 10' 0" |
| 9' 6"  |
| 9' 0"  |
| 8' 6"  |
| 8' 0"  |
| 7' 6"  |
| 7' 0"  |
| 6' 6"  |
| 6' 0"  |
| 5' 6"  |
| 5' 0"  |
| 4' 6"  |
| 4' 0"  |
| 3' 6"  |
| 3' 0"  |
| 2' 6"  |
| 2' 0"  |
| 1' 6"  |
| 1' 0"  |
| 6"     |



| COMPT. | DOOR OPENING | INTERIOR    | DIVIDE HEIGHT | USG. DEPTH | WGT. |
|--------|--------------|-------------|---------------|------------|------|
| L1/R1  | 31"W x 47"H  | 36"W x 55"H | 27"           | 15"        | 25"  |
| L2/R2  | 65"W x 15"H  | 75"W x 23"H | N/A           | 15"        | N/A  |
| L3/R3  | 41"W x 47"H  | 44"W x 55"H | 27"           | 15"        | 26"  |
| T1     | 41"W x 26"H  | 46"W x 27"H | N/A           | 22"        | 22"  |

| GROUND LADDERS & PIKE POLES |                     |         |     |
|-----------------------------|---------------------|---------|-----|
| ITEM                        | DESCRIPTION         | MODEL # | QTY |
| A                           | 24' 2-SEC EXTENSION | PEL-24  | 1   |
| B                           | 14' ROOF            | PRL-14  | 1   |
| C                           | 10' FOLDING ATTIC   | FL-10   | 1   |
| D                           | PIKE POLE           | -       | 4   |



**NOTE:**  
 THIS DRAWING IS THE PROPERTY OF SMEAL FIRE APPARATUS CO. AND IS TO BE USED ONLY IN REFERENCE TO THE WORK PROPOSED OR CONTRACTED BY SMEAL FIRE APPARATUS CO. ANY REPRODUCTION IN PART OR IN WHOLE WITHOUT THE WRITTEN PERMISSION OF SMEAL FIRE APPARATUS CO. IS STRICTLY PROHIBITED.  
 DIMENSIONS SHOWN ARE APPROXIMATE AND ARE SUBJECT TO CHANGE AS MAY BE FOUND NECESSARY DURING CONSTRUCTION. THIS DRAWING MUST BE PLOTTED TO THE PAPER SIZE LISTED IN THE TITLE BLOCK FOR THE LISTED SCALE TO BE VALID.  
 THIS DRAWING IS FOR REFERENCE PURPOSES ONLY. SOME ITEMS MAY OR MAY NOT APPEAR ON THE DRAWING THAT MAY OR MAY NOT BE INCLUDED IN THE SPECIFICATIONS. THE SPECIFICATIONS SHALL BE THE FINAL AUTHORITY TO DETERMINE WHAT IS SUPPLIED ON THE APPARATUS.

| REV. | INT.  | DATE     | REVISION HISTORY |
|------|-------|----------|------------------|
| 01   | Brodd | 07/13/18 | ORIGINAL LAYOUT  |

**PROPOSAL**

CHASSIS: SPARTAN METRO STAR MFD 10" RAISED ROOF  
 ENGINE: CUMMINS L9 450HP WITH ALLISON 3000 EVS  
 PUMP: WATEROUS CSUC20 2000 GPM W/CAFS  
 WATER TANK: 1000 U.S. GAL  
 FOAM CELL: 50 U.S. GAL  
 BODY MATERIAL: 1/8" ALUMINUM  
 HOSE BED: 140 CUBIC FEET  
 GENERATOR: N/A  
 COMPARTMENTS: 113 CUBIC FEET



**SMEAL FIRE APPARATUS CO.**  
 610 W 4TH ST  
 SNYDER, NE  
 PHONE: (402) 568-2224  
 WWW.SMEAL.COM

|                                    |                   |                  |  |
|------------------------------------|-------------------|------------------|--|
| TOWN OF MILLBROOK<br>MILLBROOK, NY |                   |                  |  |
| SIDE MOUNT PUMPER                  |                   |                  |  |
| MODEL:                             | NEFEA             |                  |  |
| DEALERSHIP:                        | NEFEA             |                  |  |
| SCALE: 1/2" = 1'                   | DRAWN BY: D.Brodd | DATE: 07/13/2018 |  |
| SIZE: 24" X 36"                    | DRAWING NO: 19387 | REV: 01          |  |
| SHEET: 1 OF 1                      |                   |                  |  |