

CUSTOM DESIGNED FOR
LITTLETON
FIRE DEPARTMENT
BY
P.L. CUSTOM
EMERGENCY VEHICLES

4172 A5122

PAGE 1

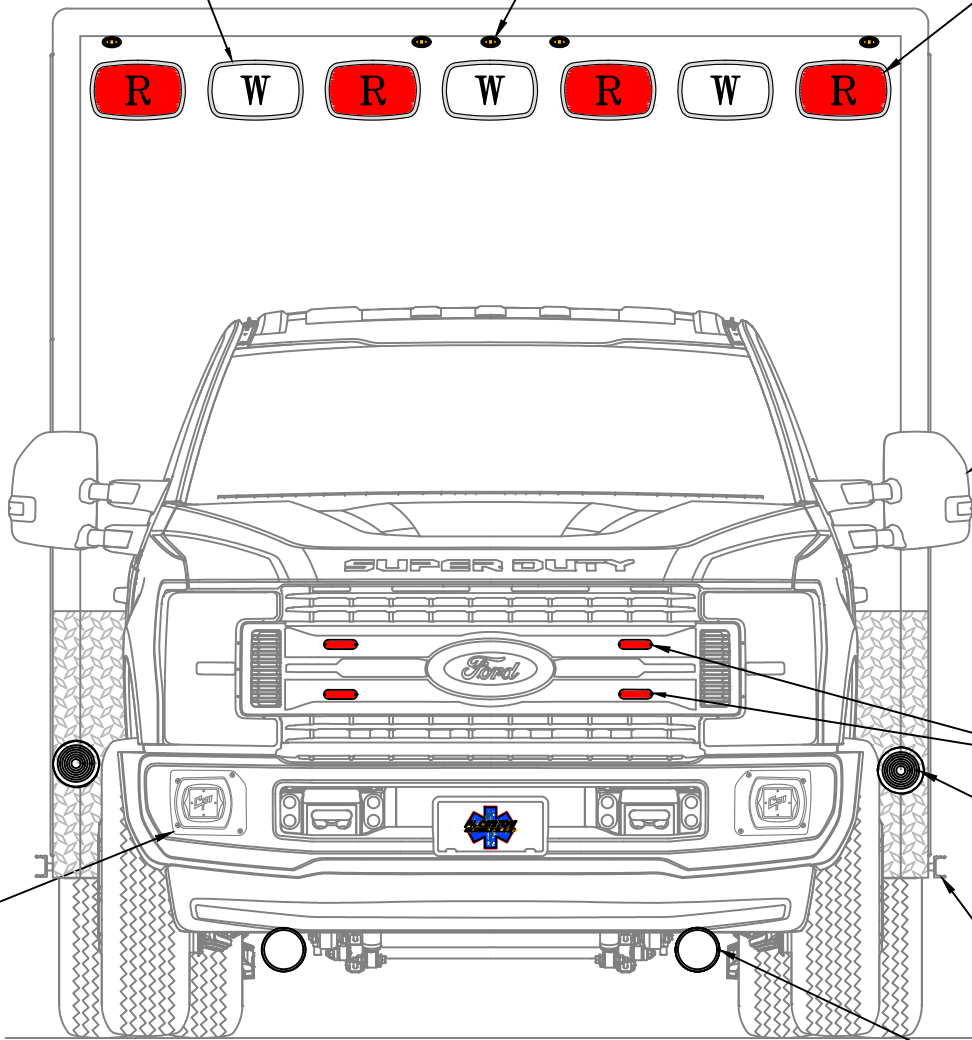


"NOTICE"
This drawing and data thereon shall not be duplicated, used or disclosed to others for procurement or manufacturing purposes, except as otherwise authorized by contract, without written permission of P.L. CUSTOM BODY & EQUIPMENT CO., INC. We reserve the right to make changes at any time, without notice, in materials, equipment & specifications. Written specifications take precedence over drawings which are for clarity only. All reproductions shall bear this notice.

WHELEN M9
SCENE LIGHTS

MARKER LIGHTS

WHELEN M9 FLASHING LIGHTS



O.E.M. MIRRORS

WHELEN ION LIGHTS

RUNNING BOARD ILLUMINATION
LIGHTS (2) 4" RECESSED

CPI SAD/SAP-3806
SIREN SPEAKERS

"C" SHAPE RAIL

(2) BUELL AIR HORNS
MOUNTED IN FRONT BUMPER

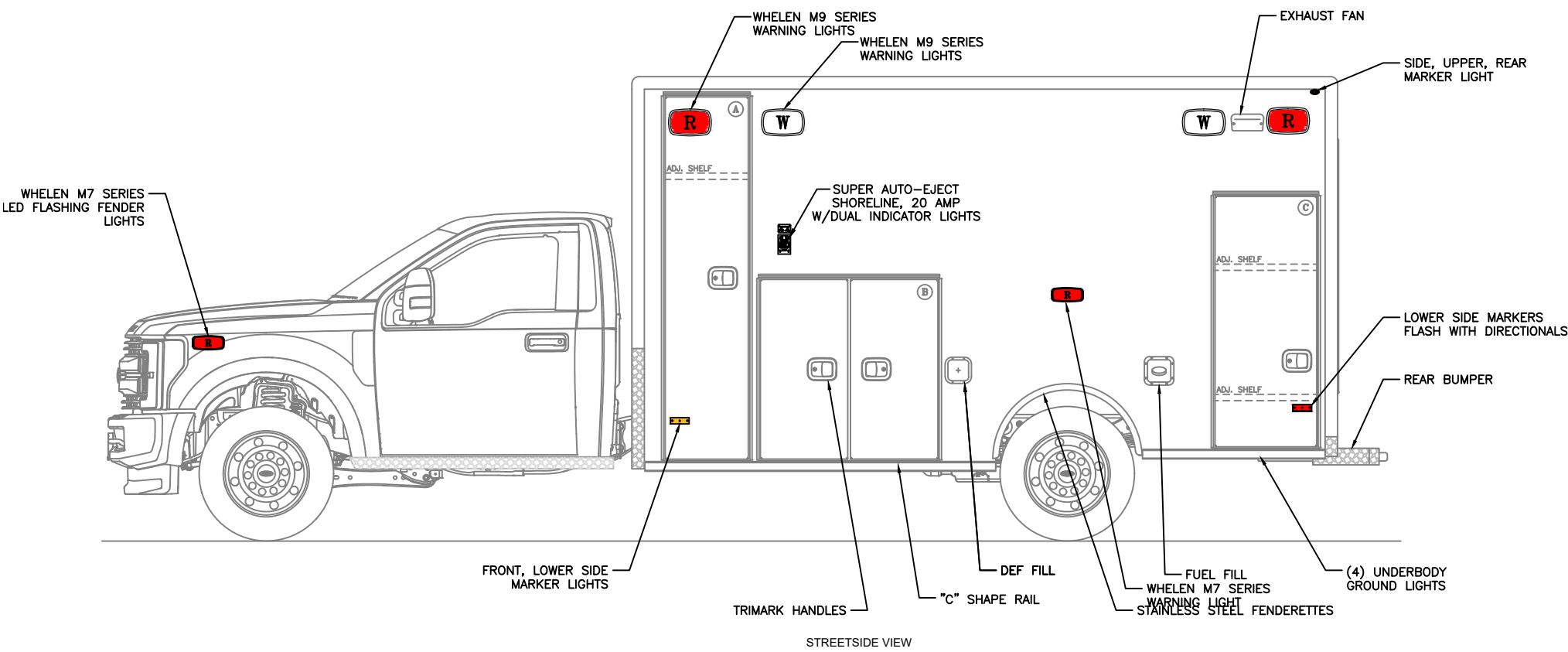
**EXTERIOR
DIMENSIONS**

HEIGHT 112" (+/-2)
LENGTH 170 1/4"
WIDTH 99"

FRONT VIEW



"NOTICE"
 This drawing and data thereon shall not be duplicated, used or disclosed to others for procurement or manufacturing purposes, except as otherwise authorized by contract, without written permission of P.L. CUSTOM BODY & EQUIPMENT CO., INC. We reserve the right to make changes at any time, without notice, in materials, equipment & specifications. Written specifications take precedence over drawings which are for clarity only. All reproductions shall bear this notice.



STREETSIDE VIEW

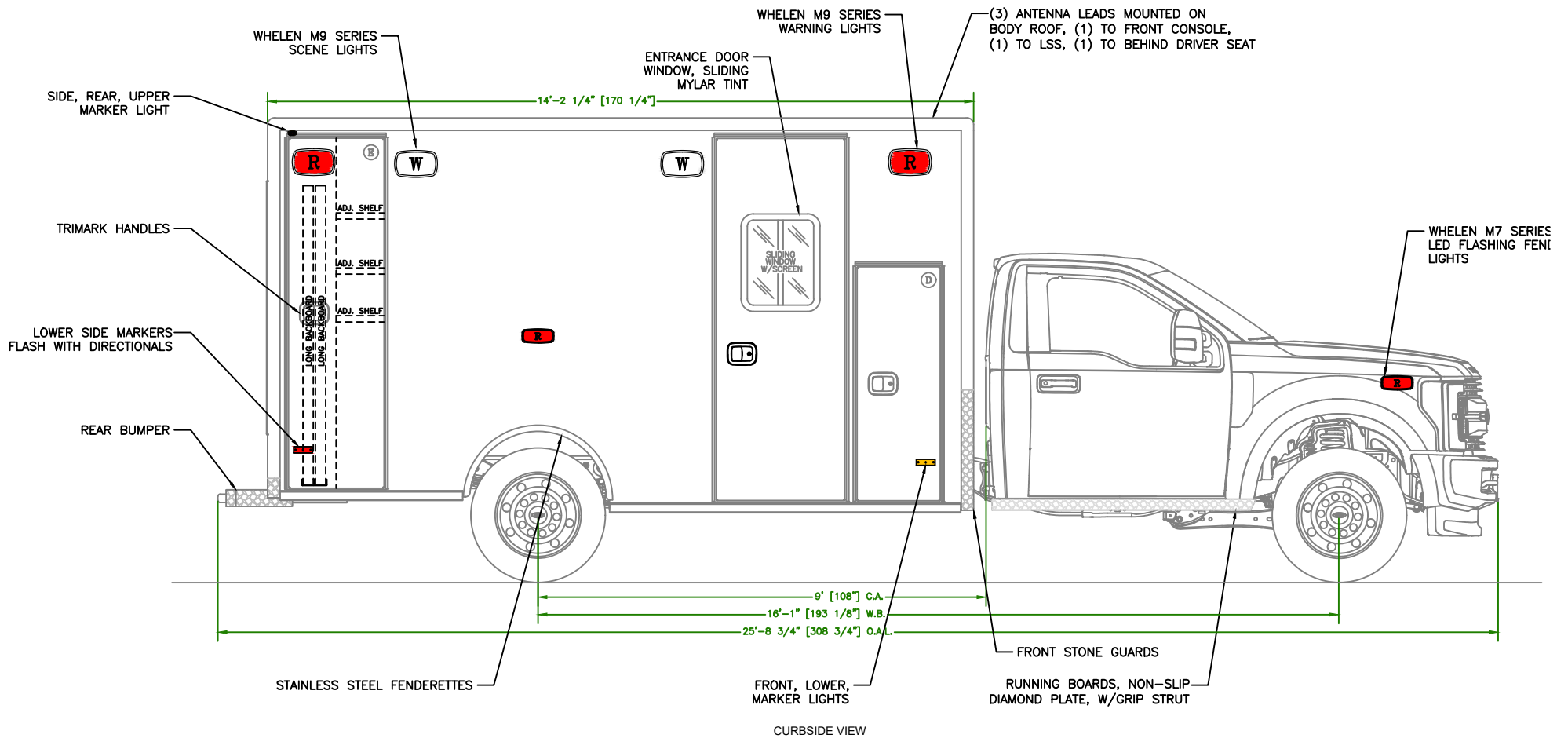
OPENING DESCRIPTIONS				
ALL DIMENSIONS APPROXIMATE				
	WIDTH	HEIGHT	DEPTH	PURPOSE
(A)	20	86	21	OXYGEN STORAGE
(B)	43 3/8	42	20	EXTERIOR STORAGE
(C)	26	59	20	EXTERIOR STORAGE

EXTERIOR DIMENSIONS
 HEIGHT 112" (+/-2)
 LENGTH 170 1/4"
 WIDTH 99"

- NOTES:**
- 1.) DRAWINGS ARE FOR REPRESENTATIONAL PURPOSES ONLY.
 - 2.) ALL DIMENSIONS SHOWN ARE APPROXIMATE.
 - 3.) EXTERIOR COMPARTMENT DIMENSIONS REFLECT WALL TO WALL MEASUREMENTS. PASS THROUGH OPENINGS WILL BE SMALLER.
 - 4.) INTERIOR CABINET DIMENSIONS REFLECT THE CABINET OPENING. PASS THROUGH OPENINGS WILL BE SMALLER.
 - 5.) DIMENSIONS FOR OVERALL HEIGHT AND OVERALL LENGTH ARE APPROXIMATE UNTIL THE CHASSIS IS BUILT AND RECEIVED AT OUR FACTORY.



"NOTICE"
 This drawing and data thereon shall not be duplicated, used or disclosed to others for procurement or manufacturing purposes, except as otherwise authorized by contract, without written permission of P.L. CUSTOM BODY & EQUIPMENT CO., INC. We reserve the right to make changes at any time, without notice, in materials, equipment & specifications. Written specifications take precedence over drawings which are for clarity only. All reproductions shall bear this notice.



CURBSIDE VIEW

OPENING DESCRIPTIONS				
ALL DIMENSIONS APPROXIMATE				
	WIDTH	HEIGHT	DEPTH	PURPOSE
(D)	20	55	33" ABOVE FLOOR 20" BELOW FLOOR	INTERIOR/EXTERIOR ACCESS STORAGE
(E)	24 1/2	83	21	BACKBOARD STORAGE
	29	80	SIDE ENTRANCE DOOR	

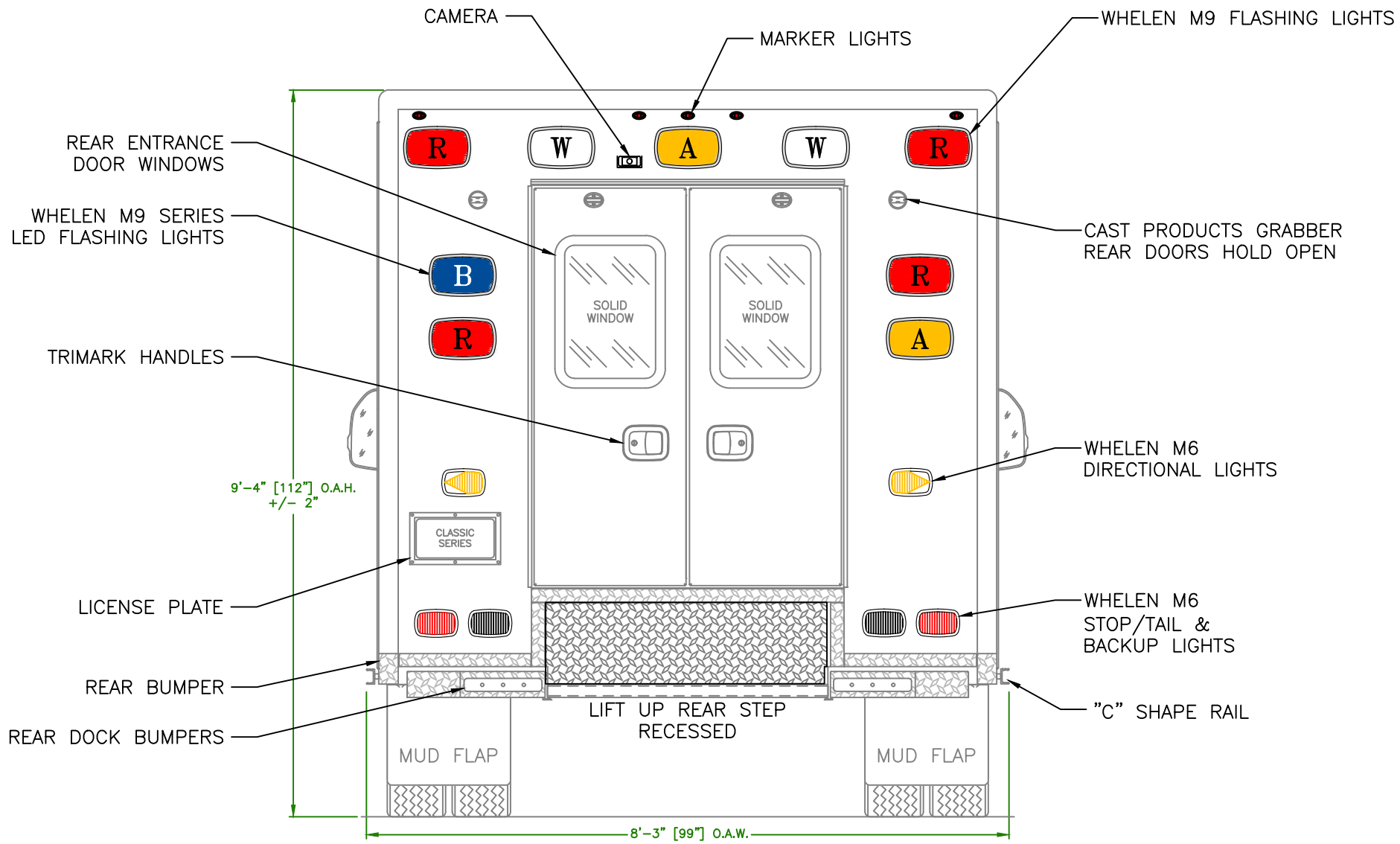
**EXTERIOR
DIMENSIONS**
 HEIGHT 112" (+/-2)
 LENGTH 170 1/4"
 WIDTH 99"

NOTES:

- 1.) DRAWINGS ARE FOR REPRESENTATIONAL PURPOSES ONLY.
- 2.) ALL DIMENSIONS SHOWN ARE APPROXIMATE.
- 3.) EXTERIOR COMPARTMENT DIMENSIONS REFLECT WALL TO WALL MEASUREMENTS. PASS THROUGH OPENINGS WILL BE SMALLER.
- 4.) INTERIOR CABINET DIMENSIONS REFLECT THE CABINET OPENING. PASS THROUGH OPENINGS WILL BE SMALLER.
- 5.) DIMENSIONS FOR OVERALL HEIGHT AND OVERALL LENGTH ARE APPROXIMATE UNTIL THE CHASSIS IS BUILT AND RECEIVED AT OUR FACTORY.



"NOTICE"
 This drawing and data thereon shall not be duplicated, used or disclosed to others for procurement or manufacturing purposes, except as otherwise authorized by contract, without written permission of P.L. CUSTOM BODY & EQUIPMENT CO., INC. We reserve the right to make changes at any time, without notice, in materials, equipment & specifications. Written specifications take precedence over drawings which are for clarity only. All reproductions shall bear this notice.



REAR VIEW

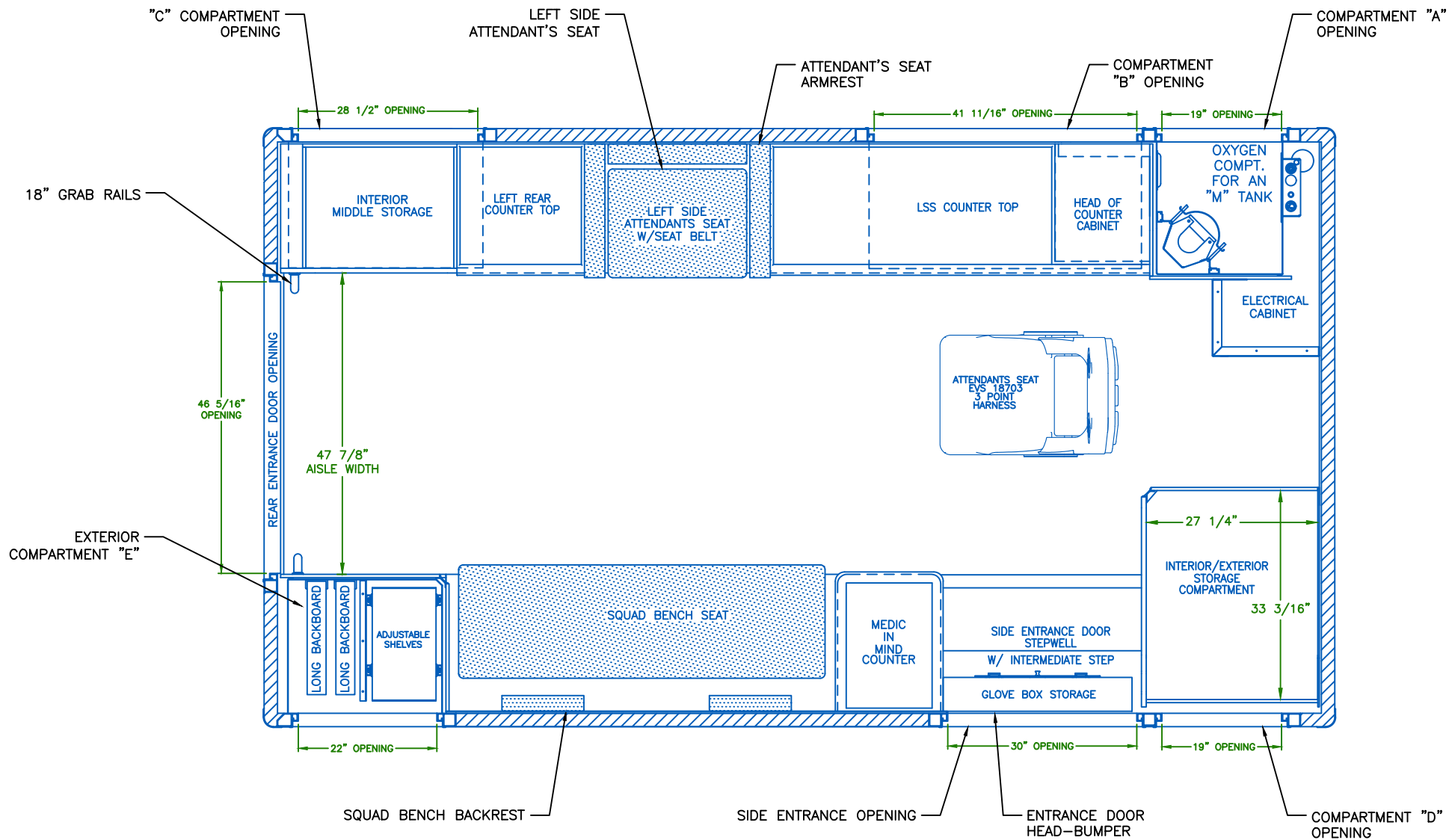
OPENING DESCRIPTIONS			
ALL DIMENSIONS APPROXIMATE			
WIDTH	HEIGHT	DEPTH	PURPOSE
44 1/4	60		REAR ENTRANCE DOORS

NOTES:

- 1.) DRAWINGS ARE FOR REPRESENTATIONAL PURPOSES ONLY.
- 2.) ALL DIMENSIONS SHOWN ARE APPROXIMATE.
- 3.) EXTERIOR COMPARTMENT DIMENSIONS REFLECT WALL TO WALL MEASUREMENTS. PASS THROUGH OPENINGS WILL BE SMALLER.
- 4.) INTERIOR CABINET DIMENSIONS REFLECT THE CABINET OPENING. PASS THROUGH OPENINGS WILL BE SMALLER.
- 5.) DIMENSIONS FOR OVERALL HEIGHT AND OVERALL LENGTH ARE APPROXIMATE UNTIL THE CHASSIS IS BUILT AND RECEIVED AT OUR FACTORY.



"NOTICE"
 This drawing and data thereon shall not be duplicated, used or disclosed to others for procurement or manufacturing purposes, except as otherwise authorized by contract, without written permission of P.L. CUSTOM BODY & EQUIPMENT CO., INC. We reserve the right to make changes at any time, without notice, in materials, equipment & specifications. Written specifications take precedence over drawings which are for clarity only. All reproductions shall bear this notice.



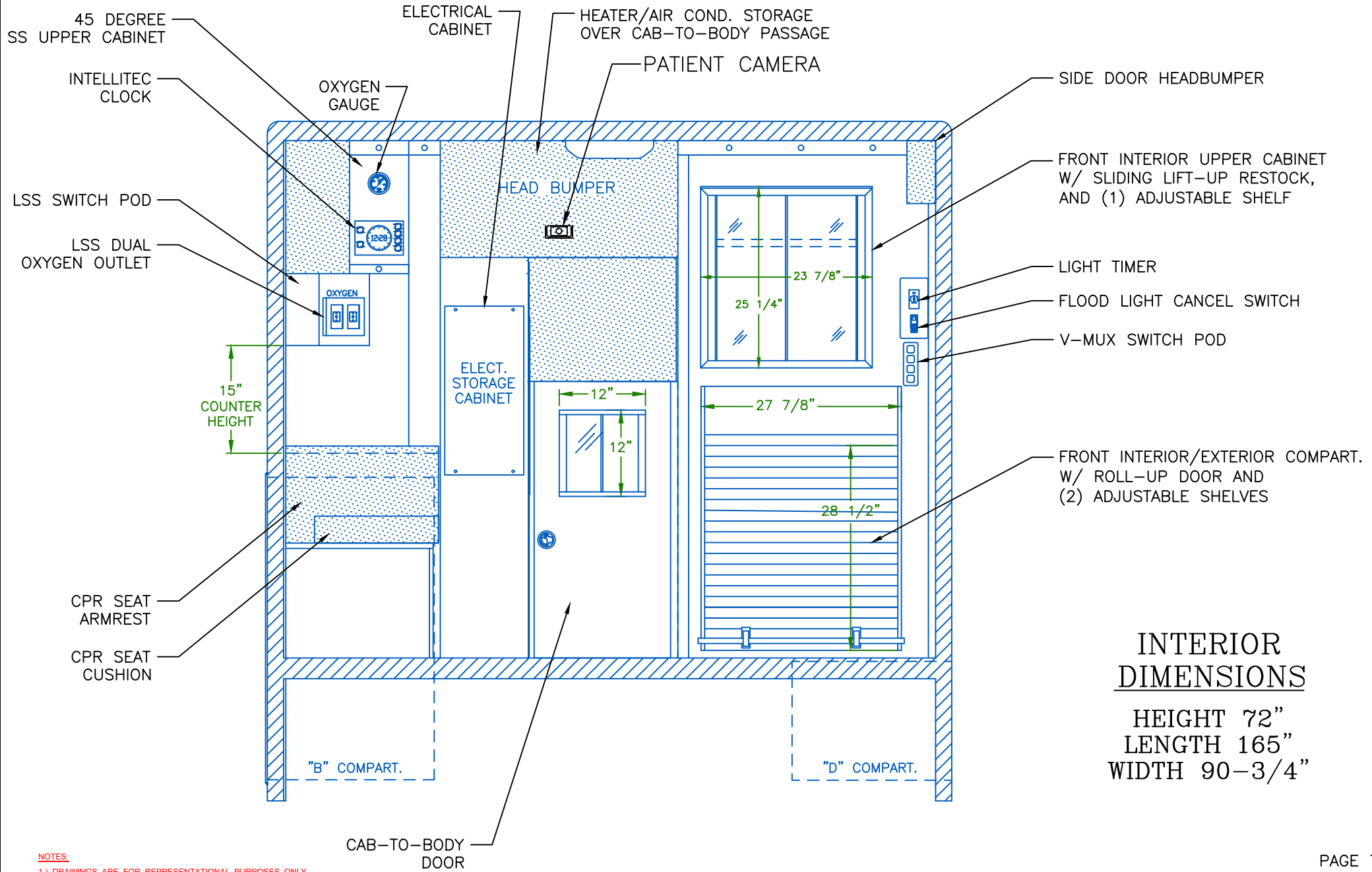
FLOOR PLAN

NOTES:

- 1.) DRAWINGS ARE FOR REPRESENTATIONAL PURPOSES ONLY.
- 2.) ALL DIMENSIONS SHOWN ARE APPROXIMATE.
- 3.) EXTERIOR COMPARTMENT DIMENSIONS REFLECT WALL TO WALL MEASUREMENTS. PASS THROUGH OPENINGS WILL BE SMALLER.
- 4.) INTERIOR CABINET DIMENSIONS REFLECT THE CABINET OPENING. PASS THROUGH OPENINGS WILL BE SMALLER.
- 5.) DIMENSIONS FOR OVERALL HEIGHT AND OVERALL LENGTH ARE APPROXIMATE UNTIL THE CHASSIS IS BUILT AND RECEIVED AT OUR FACTORY.



"NOTICE"
 This drawing and data thereon shall not be duplicated, used or disclosed to others for procurement or manufacturing purposes, except as otherwise authorized by contract, without written permission of P.L. CUSTOM BODY & EQUIPMENT CO., INC. We reserve the right to make changes at any time, without notice, in materials, equipment & specifications. Written specifications take precedence over drawings which are for clarity only. All reproductions shall bear this notice.



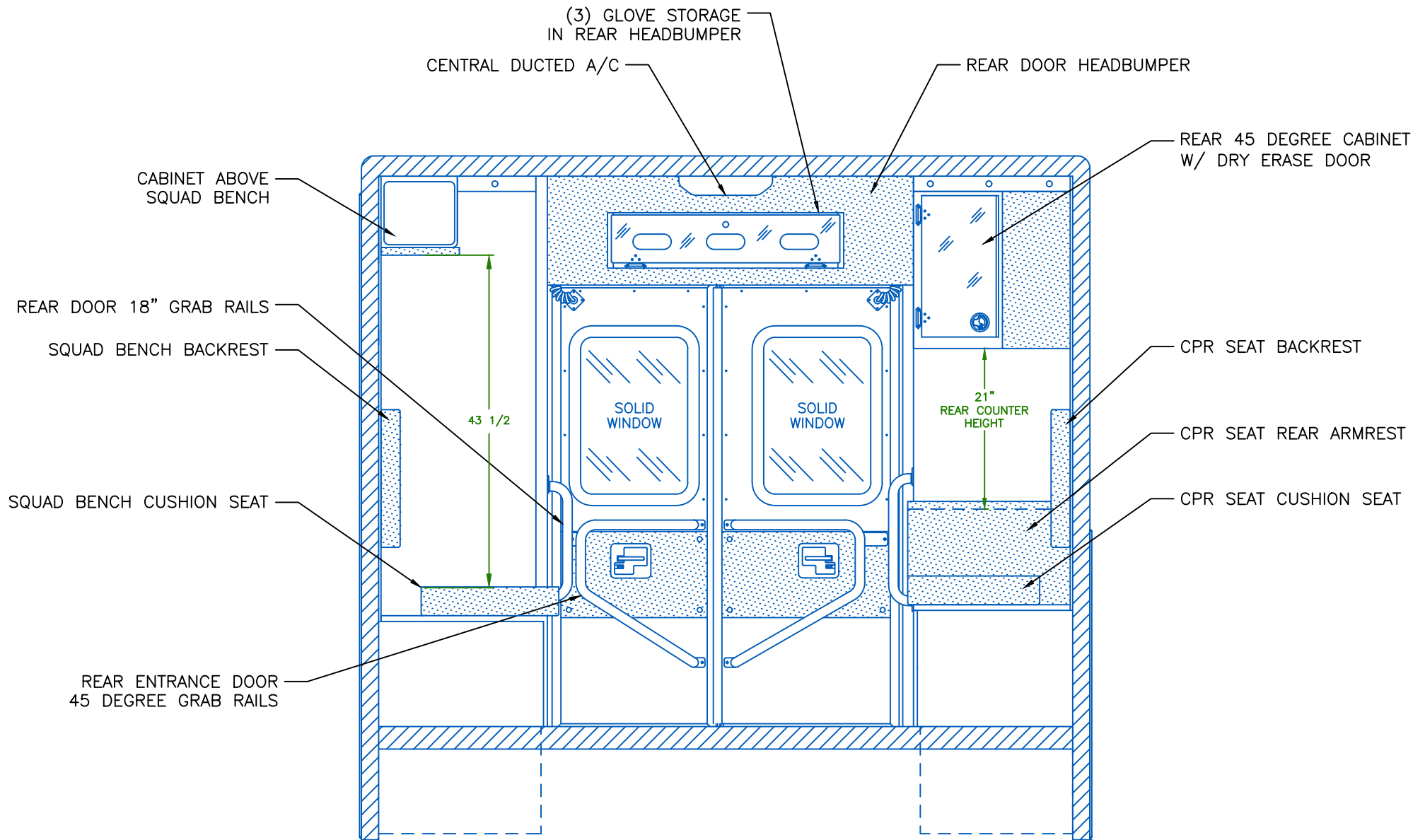
INTERIOR DIMENSIONS
 HEIGHT 72"
 LENGTH 165"
 WIDTH 90-3/4"

- NOTES:**
- 1.) DRAWINGS ARE FOR REPRESENTATIONAL PURPOSES ONLY.
 - 2.) ALL DIMENSIONS SHOWN ARE APPROXIMATE.
 - 3.) EXTERIOR COMPARTMENT DIMENSIONS REFLECT WALL TO WALL MEASUREMENTS. PASS THROUGH OPENINGS WILL BE SMALLER.
 - 4.) INTERIOR CABINET DIMENSIONS REFLECT THE CABINET OPENING. PASS THROUGH OPENINGS WILL BE SMALLER.
 - 5.) DIMENSIONS FOR OVERALL HEIGHT AND OVERALL LENGTH ARE APPROXIMATE UNTIL THE CHASSIS IS BUILT AND RECEIVED AT OUR FACTORY.

FRONT VIEW



"NOTICE"
 This drawing and data thereon shall not be duplicated, used or disclosed to others for procurement or manufacturing purposes, except as otherwise authorized by contract, without written permission of PL CUSTOM BODY & EQUIPMENT CO., INC. We reserve the right to make changes at any time, without notice, in materials, equipment & specifications. Written specifications take precedence over drawings which are for clarity only. All reproductions shall bear this notice.



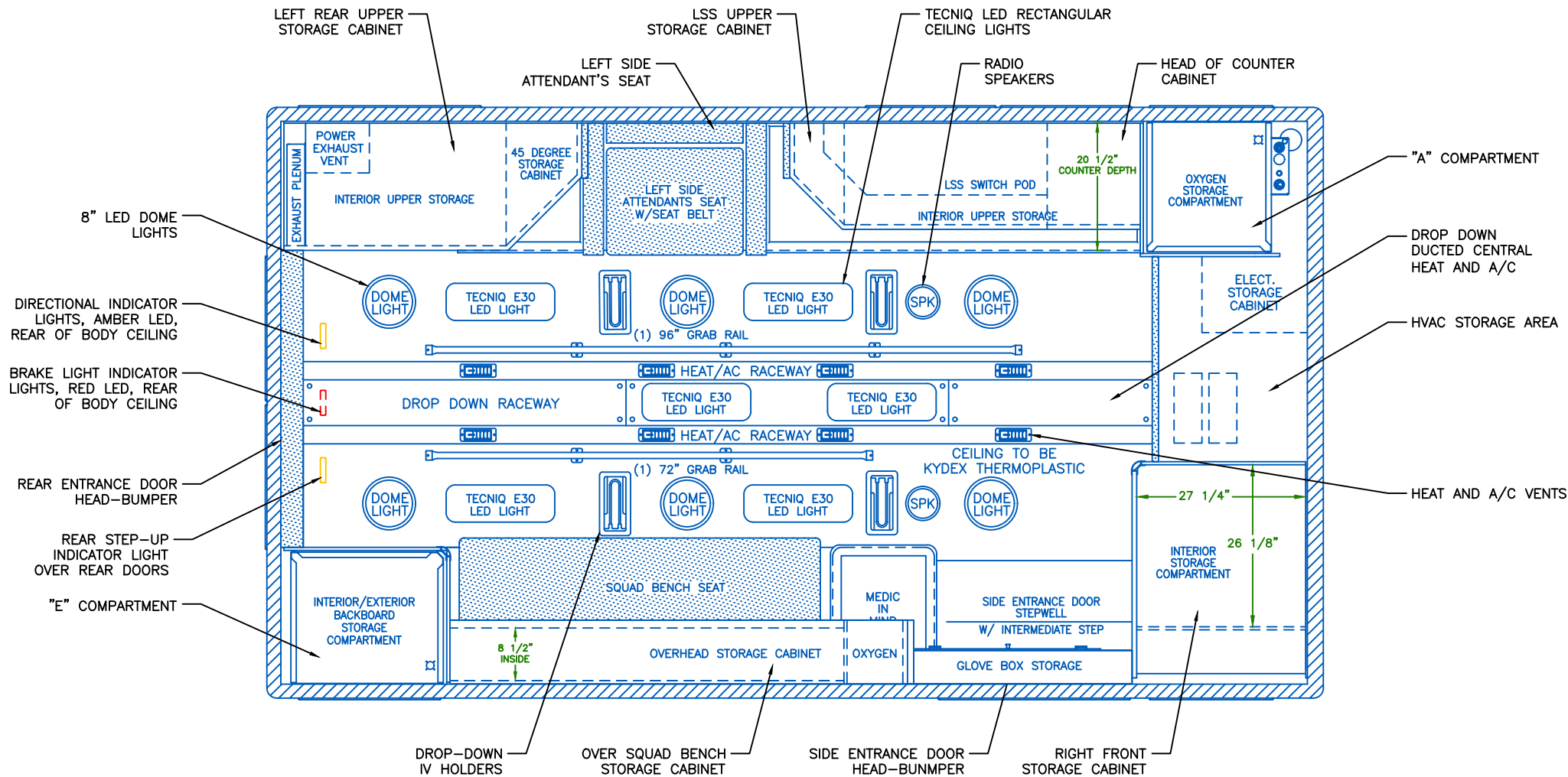
REAR VIEW

NOTES:

- 1.) DRAWINGS ARE FOR REPRESENTATIONAL PURPOSES ONLY.
- 2.) ALL DIMENSIONS SHOWN ARE APPROXIMATE.
- 3.) EXTERIOR COMPARTMENT DIMENSIONS REFLECT WALL TO WALL MEASUREMENTS. PASS THROUGH OPENINGS WILL BE SMALLER.
- 4.) INTERIOR CABINET DIMENSIONS REFLECT THE CABINET OPENING. PASS THROUGH OPENINGS WILL BE SMALLER.
- 5.) DIMENSIONS FOR OVERALL HEIGHT AND OVERALL LENGTH ARE APPROXIMATE UNTIL THE CHASSIS IS BUILT AND RECEIVED AT OUR FACTORY.



"NOTICE"
 This drawing and data thereon shall not be duplicated, used or disclosed to others for procurement or manufacturing purposes, except as otherwise authorized by contract, without written permission of P.L. CUSTOM BODY & EQUIPMENT CO., INC. We reserve the right to make changes at any time, without notice, in materials, equipment & specifications. Written specifications take precedence over drawings which are for clarity only. All reproductions shall bear this notice.

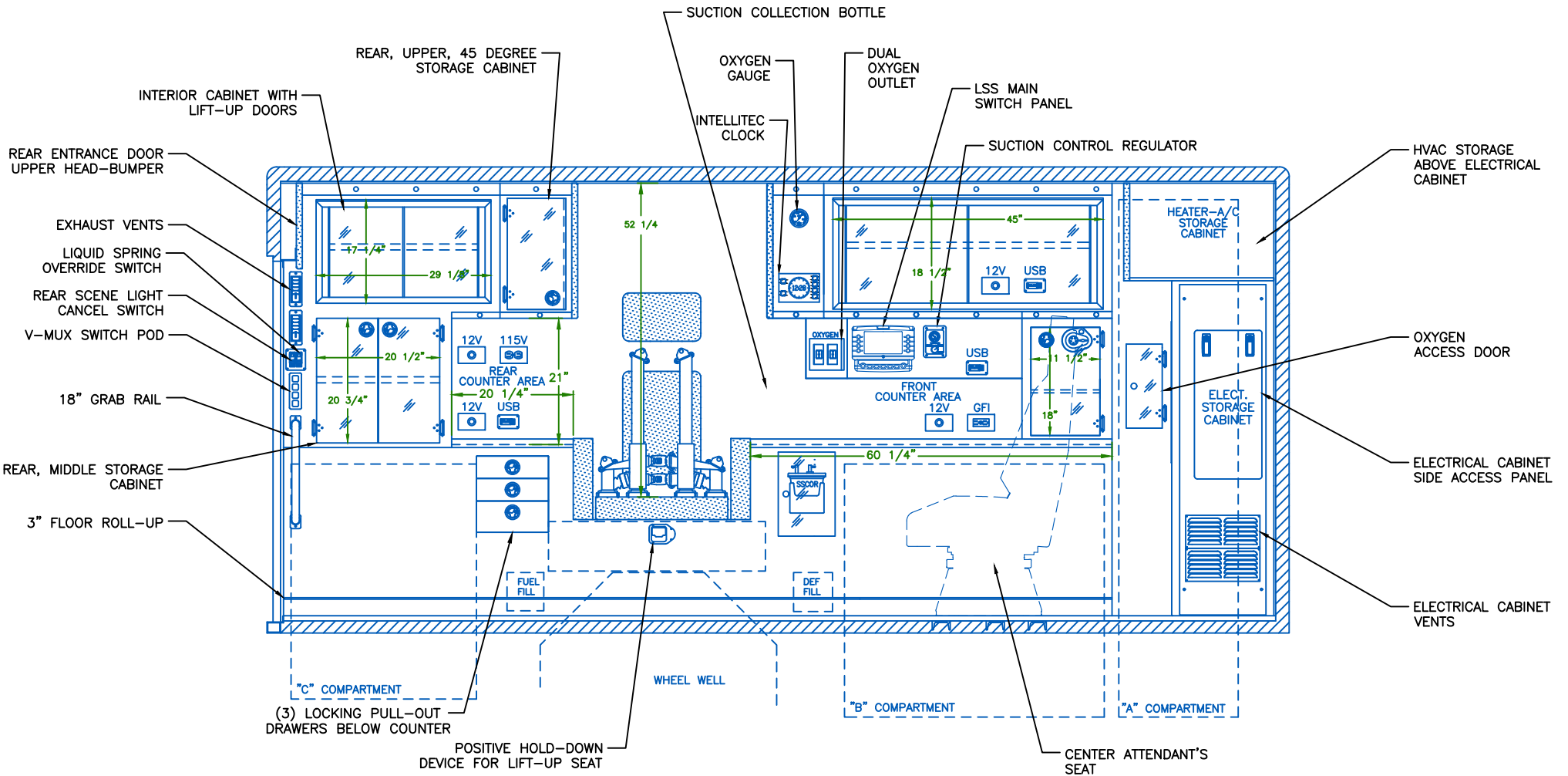


CEILING VIEW

- NOTES:**
- 1.) DRAWINGS ARE FOR REPRESENTATIONAL PURPOSES ONLY.
 - 2.) ALL DIMENSIONS SHOWN ARE APPROXIMATE.
 - 3.) EXTERIOR COMPARTMENT DIMENSIONS REFLECT WALL TO WALL MEASUREMENTS. PASS THROUGH OPENINGS WILL BE SMALLER.
 - 4.) INTERIOR CABINET DIMENSIONS REFLECT THE CABINET OPENING. PASS THROUGH OPENINGS WILL BE SMALLER.
 - 5.) DIMENSIONS FOR OVERALL HEIGHT AND OVERALL LENGTH ARE APPROXIMATE UNTIL THE CHASSIS IS BUILT AND RECEIVED AT OUR FACTORY.



"NOTICE"
 This drawing and data thereon shall not be duplicated, used or disclosed to others for procurement or manufacturing purposes, except as otherwise authorized by contract, without written permission of P.L. CUSTOM BODY & EQUIPMENT CO., INC. We reserve the right to make changes at any time, without notice, in materials, equipment & specifications. Written specifications take precedence over drawings which are for clarity only. All reproductions shall bear this notice.



INTERIOR DIMENSIONS

HEIGHT 72"
 LENGTH 165"
 WIDTH 90-3/4"

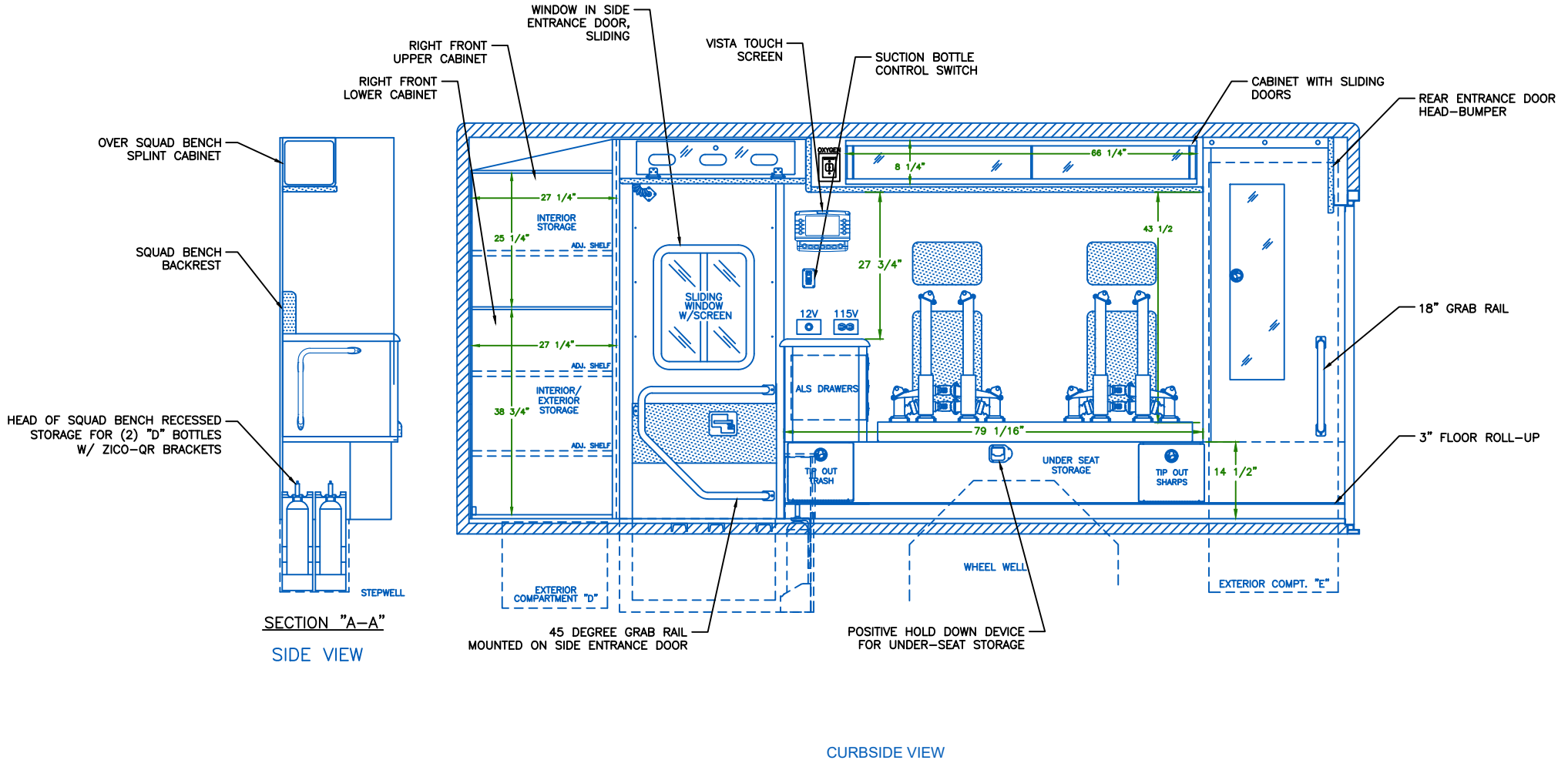
NOTES:

- 1.) DRAWINGS ARE FOR REPRESENTATIONAL PURPOSES ONLY.
- 2.) ALL DIMENSIONS SHOWN ARE APPROXIMATE.
- 3.) EXTERIOR COMPARTMENT DIMENSIONS REFLECT WALL TO WALL MEASUREMENTS. PASS THROUGH OPENINGS WILL BE SMALLER.
- 4.) INTERIOR CABINET DIMENSIONS REFLECT THE CABINET OPENING. PASS THROUGH OPENINGS WILL BE SMALLER.
- 5.) DIMENSIONS FOR OVERALL HEIGHT AND OVERALL LENGTH ARE APPROXIMATE UNTIL THE CHASSIS IS BUILT AND RECEIVED AT OUR FACTORY.

STREETSIDE VIEW



"NOTICE"
 This drawing and data thereon shall not be duplicated, used or disclosed to others for procurement or manufacturing purposes, except as otherwise authorized by contract, without written permission of P.L. CUSTOM BODY & EQUIPMENT CO., INC. We reserve the right to make changes at any time, without notice, in materials, equipment & specifications. Written specifications take precedence over drawings which are for clarity only. All reproductions shall bear this notice.



NOTES:

- 1.) DRAWINGS ARE FOR REPRESENTATIONAL PURPOSES ONLY.
- 2.) ALL DIMENSIONS SHOWN ARE APPROXIMATE.
- 3.) EXTERIOR COMPARTMENT DIMENSIONS REFLECT WALL TO WALL MEASUREMENTS. PASS THROUGH OPENINGS WILL BE SMALLER.
- 4.) INTERIOR CABINET DIMENSIONS REFLECT THE CABINET OPENING. PASS THROUGH OPENINGS WILL BE SMALLER.
- 5.) DIMENSIONS FOR OVERALL HEIGHT AND OVERALL LENGTH ARE APPROXIMATE UNTIL THE CHASSIS IS BUILT AND RECEIVED AT OUR FACTORY.

INTERIOR DIMENSIONS

HEIGHT 72"
 LENGTH 165"
 WIDTH 90-3/4"



"NOTICE"
 This drawing and data thereon shall not be duplicated, used or disclosed to others for procurement or manufacturing purposes, except as otherwise authorized by contract, without written permission of P.L. CUSTOM BODY & EQUIPMENT CO., INC. We reserve the right to make changes at any time, without notice, in materials, equipment & specifications. Written specifications take precedence over drawings which are for clarity only. All reproductions shall bear this notice.